

规格承认书

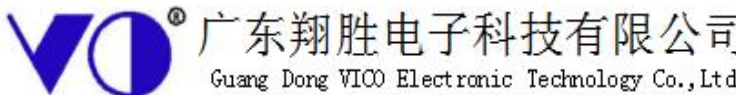
SPECIFICATION FOR APPROVAL

客户 CUSTOMER : _____

品名 PRODUCT : _____ 水泥电阻器 (SQP)

规格 TYPE : _____ SQP10W-5 Ω 1 ± 5%-AM

客户承认印 CUSTOMER APPROVED



地址: 广东省东莞市大朗镇莞樟路大朗段746号301室
 电话: 0769--86732158 传真: 0769--86666888

一式二份 翔胜一份 客户一份

出图	业务	审核	核准
DRAWING	SALES	AUDITING	APPROVED

翔胜电子技术品质部

编号: SQP2026040201

日期: 2026年4月2日



无卤

(F,Cl,Br,I)

CEMENT

CEMENT TYPE RESISTORS (WIREWOUND&FLUTING) 水泥电阻器

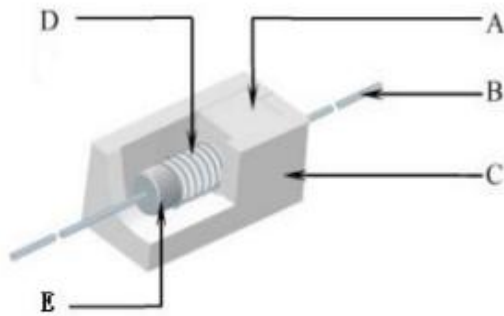
CEMENT (1W. 2W. 3W. 5W. 7W. 10W. 15W. 20W. 30W. 50W)

FEATURES 特点

- 1 LOW NOISE
低杂音
- 2 INSULATION FULLY CAN BE USED IN P.C.B
使用于电路板，绝缘良好
- 3 USE FLUTING REPLACES WIREWOUND , CAN MANUFACTURE THE HIGH RESISTANCE RANGE (OVER 100)
使用刻槽代替绕线，可制作高阻抗电阻。
- 4 SUPPER HEAT DISSIPATION;WITHOUT ANNUAL SHIFT ON RESISTANCE VALUE.
耐热性久，电阻系数直承直线变化
- 5 INSTANT OVERLOAD CAPABILITY;WITHOUT ANNUAL SHIFT ON RESISTANCE VALUE.
耐短时间过负载，阻值长时间无变化

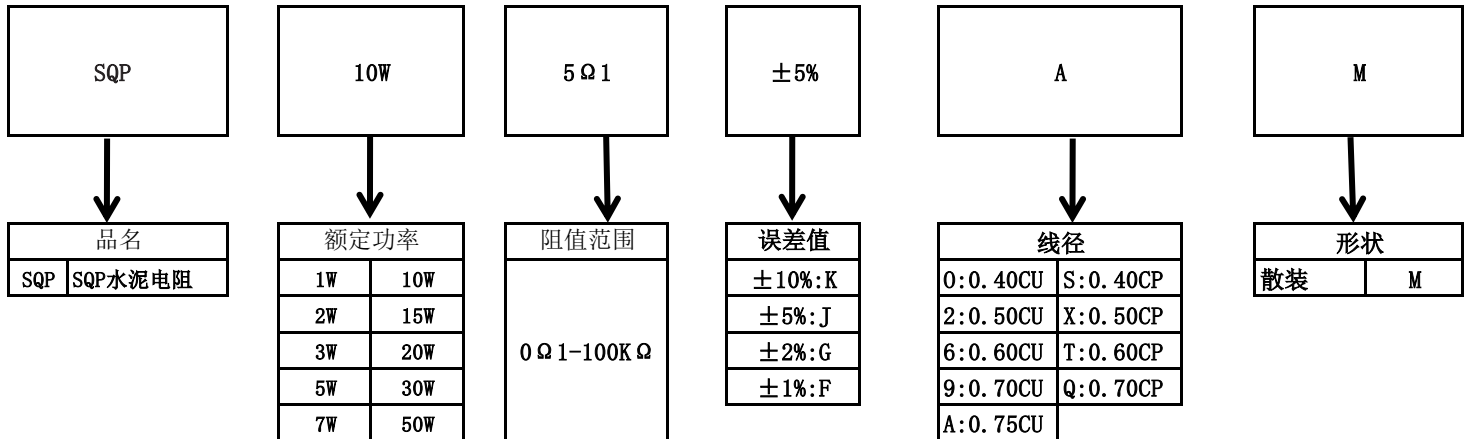
CONSTRUCTION 结构图

- A FIRE PROOF INSULATION CEMENT
不燃性绝缘材质
- B SOLDER PLATED COPPER LEAD WIRE
铜质导线
- C CERAMIC CASE
瓷质外盒
- D EWOUND RESISTORS.
绕线电阻。
- E PRESS-FITTED END CAP
铁帽



TYPE DESIGNATION 品名构成

例: SQP10W-5Ω 1±5%-AM



NOTE1注解: RATED VOLTAGE 额定电压 = $\sqrt{\text{POWER RATING 额定功率} * \text{RESISTANCE VALUE 公称阻值}}$

CEMENT

CEMENT TYPE RESISTORS (WIREWOUND&FLUTING) 水泥电阻器

CHARACTERISTICS 特性项目	SPECIFICATIONS 规格值	TEST METHODS JIS C 5202 测试方法 JIS C 5202标准		
DC RESISTANCE 直流阻抗值	J (±5%)	RESISTANCE VALUE TEST AT ROOM TEMPERATURE 25°C 阻值测试在室温25°C		
T. C. R温度系数	0.1 Ω--0.5 Ω ±1000PPM/°C 0.5 Ω 以上 ±300PPM/°C (按阻值高低而定)	$\frac{R2-R1}{R1(T2-T1)} \times 10^6$ PPM/°C R1: RESISTANCE VALUE AT ROOM TEMPERATURE (T1) 常温 (T1) 阻抗值 R2: RESISTANCE VALUE AT ROOM TEMPERATURE +100°C (T2) 常温+100°C阻抗值		
LOAD LIFE 负荷寿命	RESISTANCE CHANGE RATE IS ± (5%+0.05 Ω) MAX WITH EVIDENCE OF RESISTOR DAMAGE. 阻抗值变化率± (5%+0.05 Ω), 不可有损伤	RESISTANCE CHANGE AFTER 1000H (1.5H ON, 0.5H OFF) AT RATED VOLTAGE IN A HUMIDITY CHAMBER CONTROLLED AT 40+/-2°C AND 90-95% RELATIVE HUMIDITY. (when the test voltage exceeds the working voltage, consider using the working voltage) 温度40+/-2°C, 相对湿度90-95%于恒温恒湿箱中, 加额定直流电压测试1.5小 时停止0.5小时, 连续1000小时。(当实验电压超过最高使用电压, 采用最高 使用电压)		
	RESISTANCE CHANGE RATE IS ±(5%+0.05 Ω) MAX WITH NO EVIDENCE OF RESISTOR DAMAGE. 阻抗值变化率 (5%+0.05 Ω) 以内, 电阻器不可有损伤	RESISTANCE CHANGE AFTER 1000H OPERATING AT RATED VOLTAGE WITH DUTY CYCLE OF 1.5H ON 0.5H OFF AT 70°C ±2°C (when the test voltage exceeds the working voltage, consider using the working voltage) 温度70+/-2°C, 加额定直流电压测试1.5小时停止0.5小时, 连续1000小时 (当 实验电压超过最高使用电压时, 采用最高使用电压)		
SHORT TIME OVER LOAD 短时间过负荷	± (2%+0.05 Ω)	RESISTANCE CHANGE AFTER THE APPLICATION OF A POTENTIAL 2.5 T RATED VOLTAGE FOR 5 SE (when the test voltage exceeds the maximum overload, consider using the maximum overload voltage) 额定电压X2.5倍, 测试5秒 (当实验电压超过最高过负载时, 采用最高过负载 电压)		
PULSE OVER LOAD 断续过负荷	RESISTANCE CHANGE RATE IS ± (2%+0.05 Ω) MAX, WITH NO EVIDENCE OF RESISTOR DAMAGE 阻抗值变化率± (2%+0.05 Ω) 以内, 电阻器不可 有损伤	RESISTANCE CHANGE AFTER 10000C (1SEC ON, 25SEC OFF) AT 4T RATED VOLTAGE (AC) when the test voltage exceeds the maximum overload, consider using the maximum overload voltage) 额定电压*4倍 (交流电压), 测试1秒停止25秒, 测试10000次。(当实验电 压超过最高过负荷电压, 采用最高过负荷电压)		
HUMIDITY 耐湿性	RESISTANCE CHANGE RATE IS ±(1%+0.05 Ω) MAX, WITH NO EVIDENCE OF RESISTOR DAMAGE 阻抗值变化率± (1%+0.05 Ω) 以内, 电阻器不可有损伤	RESISTANCE CHANGE AFTER 240H EXPOSURE IN A HUMIDITY TEST CHAMBER CONTROLLED AT 40±2°C AND 90-95% RELATIVE HUMIDITY 温度 40±2°C, 相对湿度90-95%于恒湿箱中不加电压连续放置240小时		
INSULATION RESISTANCE 绝缘阻抗	>100M Ω			
ELECTRIC WITHSTANDING VOLTAGE 绝缘耐电压	NO EVIDENCE OF FLASH OVER MECHANICAL DAMAGE ARCING OR INSULATION BREAKDOWN. 浆料不可烧损, 绝缘不可破坏	ELECTRIC RESISTANCE BOTH ENDS THE CONJUNCTION LINE PUT ON THE METALS V TYPE THE SLOT, ACCORDING TO THE ELECTRIC VOLTAGE PROVISION OF THE CHARACTERISTIC WATCH 60 SECONDS INFLECTION 电阻两端导线置于金属V型槽上, 依特性表之电压规定施加60秒		
TEMPERATURE CYCLING 温度循环	RESISTANCE CHANGE RATE IS ±(1%+0.05 Ω) MAX, WITH NO EVIDENCE OF RESISTOR DAMAGE. 阻抗值变化率± (1%+0.05 Ω) 以内, 电阻器不可有损 伤	STEP 步骤	TEMPERATURE 温度	TIME (MIN) 放置时间
		1	-55°C ±2°C	30
		2	ROOM TEMP 室温	10-15
		3	85°C ±2°C	30
		4	ROOM TEMP 室温	10-15
RESISTANCE TO SOLDERING HEAT 耐热性	RESISTANCE CHANGE RATE IS ±(2%+0.05 Ω) MAX, WITH NO EVIDENCE OF RESISTOR DAMAGE. 阻抗值变化率± (1%+0.05 Ω) 以内, 电阻器不可有损 伤	PUT THE LEAD LINE OF RESISTANCE INTO THE SOLDERING ABOUT 3.2 TO 4.8MM PLEASE TAKE IMPLEMENTATION ON THE BASIS OF THE TABLE BELOW 将电阻两端导线浸入锡炉约3.2至4.8mm依下表规定实施		
		TEMPERATURE 温度	DIP TIME 放置时间	
		350°C ±10°C	3±0.5 SEC	
		260°C ±5°C	10±1.0 SEC	
EFFECT OF SOLDERING 焊接影响		± (2%+0.05 Ω)		
LN COMBUSTIBILITY 不燃性	EX 16TIMES V 5MIN			


CEMENT

CEMENT TYPE RESISTORS (WIREWOUND&FLUTING) 水泥电阻器

POWER CHARACTERISTIC 电力特性

POWER PATED 额定功率	1W	2W	3W	5W	7W	10W	15W	20W	30W	50W	
ITEM 项目											
MAX WORKING VOLTAGE 最高使用电压	300V	350V	350V	500V	500V	750V	750V	750V	750V	750V	
MAX OVERLOAD VOLTAGE 最高过负荷电压	600V	700V	700V	700V	1000V	1500V	1500V	1500V	1500V	1500V	
MAX INTERMITTENCE OVER LOAD VOLTAGE 最高断续过负荷	1000V	1000V	1000V	1000V	1000V	1000V	1000V	1000V	1000V	1000V	
ELECTRIC WITHSTANDING VOLTAGE 绝缘耐电压	1000V	1000V	1000V	1000V	1000V	1000V	1000V	1000V	1000V	1000V	
RESISTANCE TOLERANCE 阻抗误差值	J (±5%)										
	WIRWOUND TYPE 绕线形式										
RANGE (OHM) 阻抗值范围	MIN	0.1 Ω	0.1 Ω	0.1 Ω	0.1 Ω	0.1 Ω	0.13 Ω	0.13 Ω	0.18 Ω	0.2 Ω	0.36 Ω
	MAX	220 Ω	300 Ω	360 Ω	360 Ω	680 Ω	820 Ω	820 Ω	910 Ω	1K2 Ω	15K Ω
	FLUTING TYPE 刻槽形式										
	MIN	301 Ω	301 Ω	301 Ω	301 Ω	301 Ω	301 Ω	301 Ω	501 Ω	501 Ω	501 Ω
MAX	47K	47K	47K	47K	47K	47K	47K	47K	100K	100K	100K

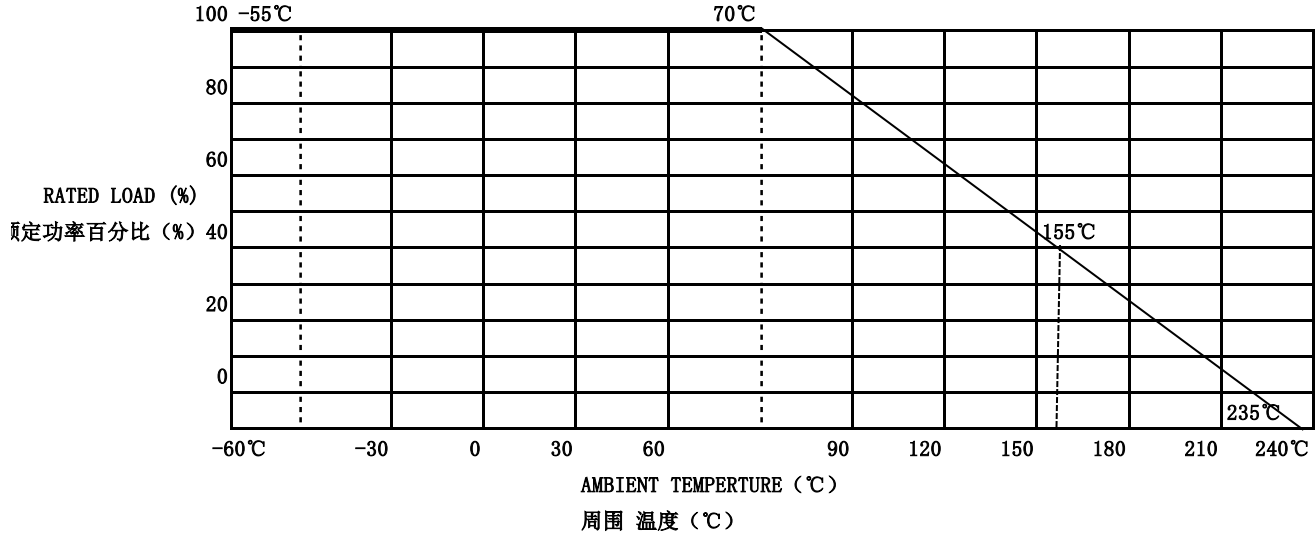
SQP



CEMENT

CEMENT TYPE RESISTORS (WIREWOUND&FLUTING) 水泥电阻器

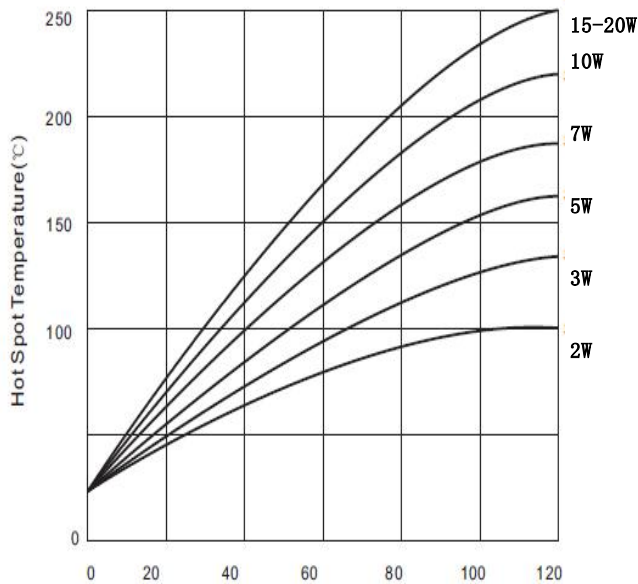
POWER DERATING CURVE 负载衰减曲线



NOTE注解:

- 1 RATED AMBIENT TEMPERATURE :70°C
额定周围温度: 70°C
- 2 OPERATING TEMPERATURE RANGE:-55°C~+155°C
使用温度范围: -55°C~+155°C
- 3 FOR RESISTORS IPERATED IN AMBIENT TEMPERATURE OVER 70°C, POWER RATING SHALL BE DERATED IN ACCORDANCE WITH THE FIGURE
周围温度70°C以上使用时, 根据降功率曲线将减轻额定功率

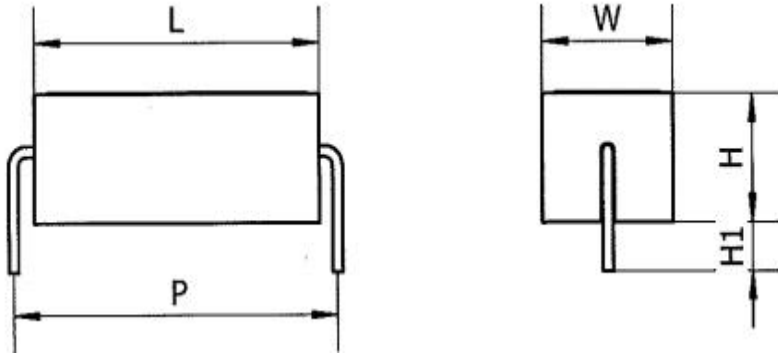
温度上升曲线 TEMPERATURE RISE



CEMENT

CEMENT TYPE RESISTORS (WIREWOUND&FLUTING) 水泥电阻器

SQP尺寸



TYPE 品名	DIMENSIONS (mm) 尺寸					
	L±1.0	W±1.0	H±1.0	P±2.0	H1±1.0	Φd±0.05
10W	48	10	10	50	6.00	0.75
