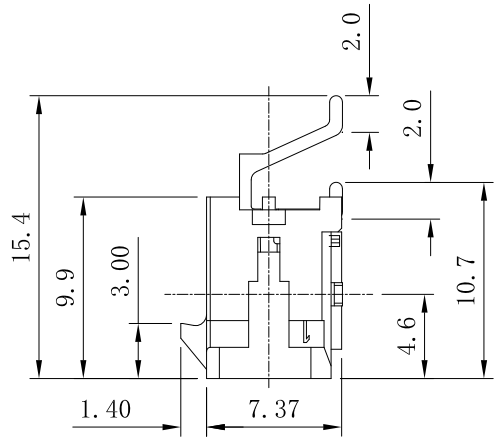
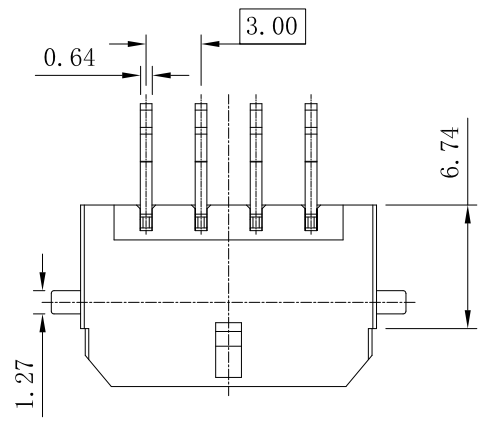
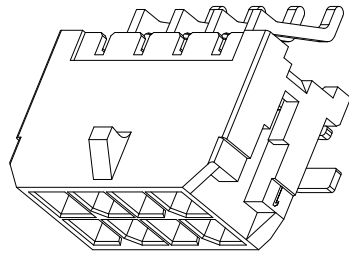
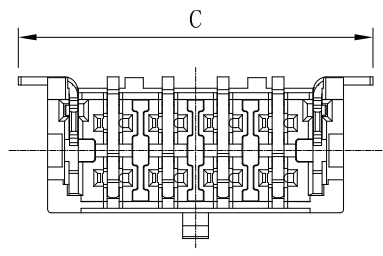


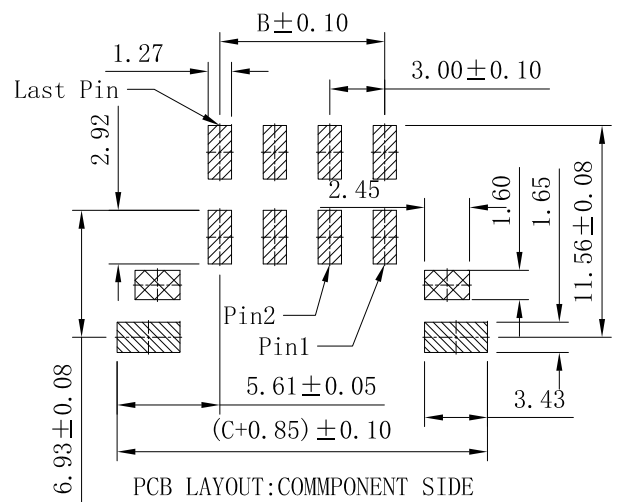
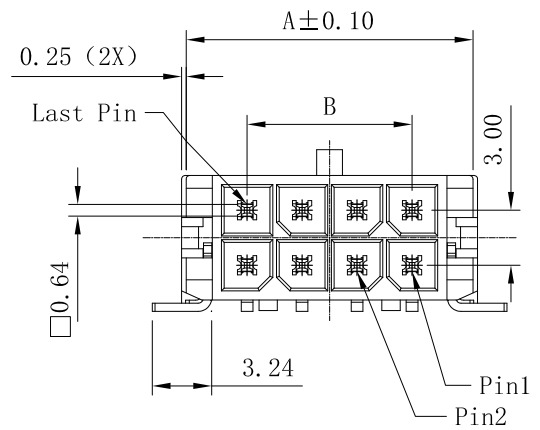
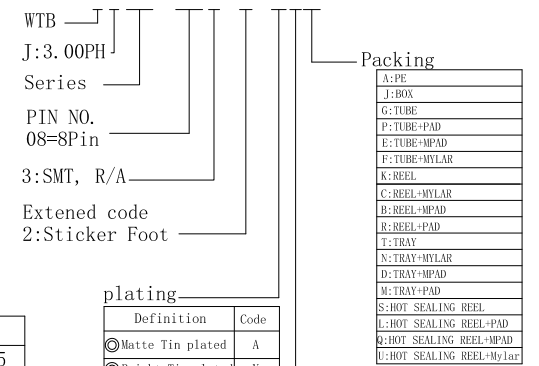
REV.	ECN Number	Description	Drawn
1	CS25080091	First Edition Issue	L. L2025/08/20



Specifications:

- Dimensions Shall Be Interpreted Per Asme Y14.5-2009.
- Product Comply ROHS Specification.
- Material Of Components;
  - Insulator Material: LCP, Black.
  - Contact Material: Terminal: Brass.
  - Contact Material: Case Contact: Brass.
- Product Number Matrix:

**WJ01-XX3-2-VHK**



PIN No.	A	B	C
02	6.65	N/A	10.35
04	9.65	3.00	13.35
06	12.65	6.00	16.35
08	15.65	9.00	19.35
10	18.65	12.00	22.35
12	21.65	15.00	25.35
14	24.65	18.00	28.35
16	27.65	21.00	31.35
18	30.65	24.00	34.35
20	33.65	27.00	37.35
22	36.65	30.00	40.35
24	39.65	33.00	43.35

plating

Definition	Code
⊙Matte Tin plated	A
⊙Bright Tin plated	V
⊙Gold plated over all	
flash B	1u" R 3u" C
5u" D	10u" E 15u" F
20u" G	25u" H 30u" J
⊙Duplex plated	
Flash K	1u" S 3u" L
5u" M	10u" N 15u" P
20u" Q	25u" T 30u" U
⊙All plated is lead free.	

Null:Thermoplastic  
 H:Halogen Free  
 F:High Temperature Thermoplastic



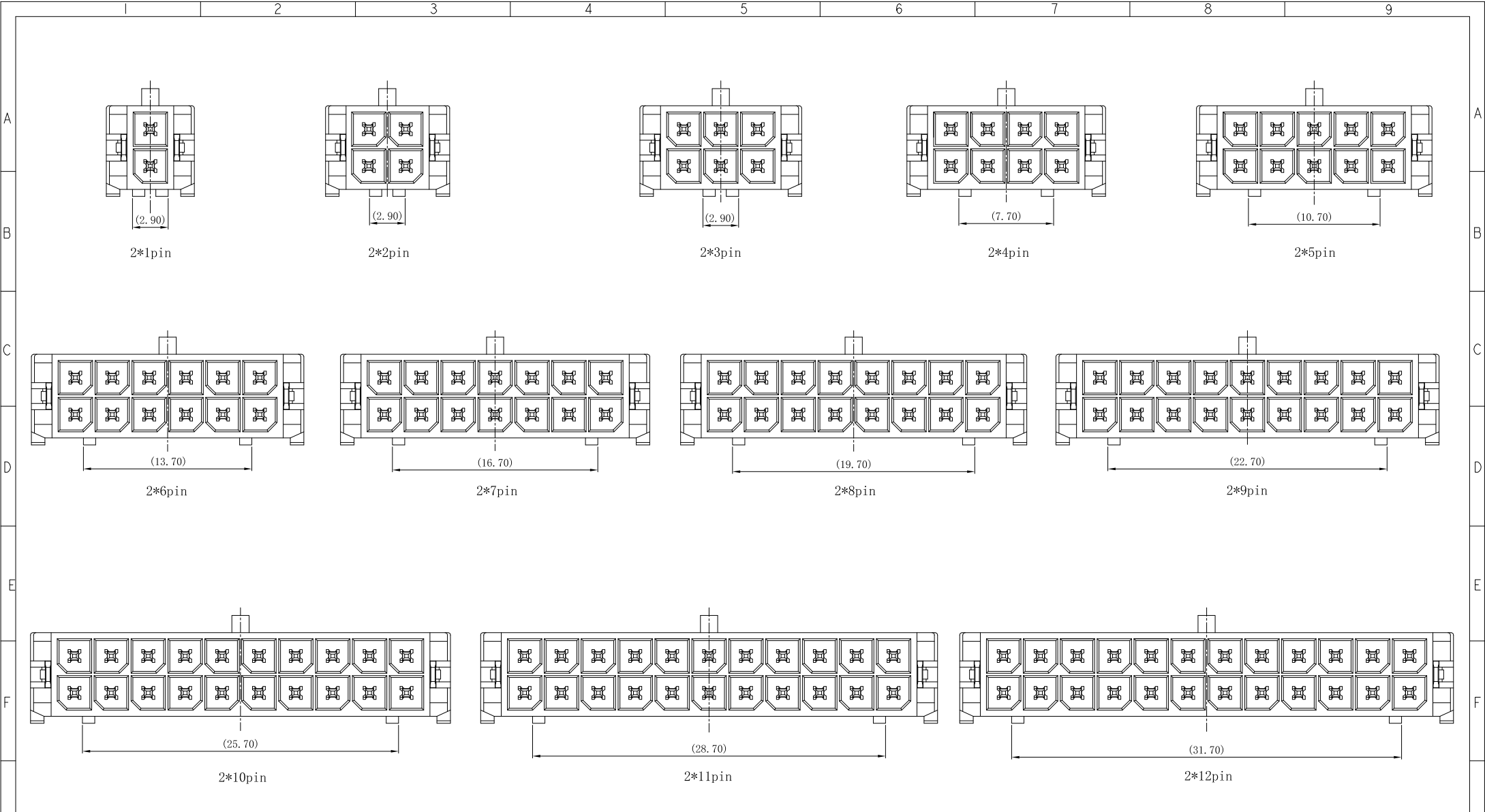
TOLERANCE UNLESS OTHERWISE SPECIFIED

X.X	±0.35	X.°	±3°
X.XX	±0.20	X.X°	±2°
X.XXX	±0.10	X.XX°	±1°

SCALE	1:1	ORIGINAL DRAWN:	Lun Li	DATE	2025/08/20
UNIT	MM	CHECK:	Zan Zhu	DATE	2025/08/20
SIZE	A4	APPROVE:	Wolfe Liu	DATE	2025/08/20

DGW. NO.	600-0000-0803
PARTS NO. (INTENDED USE)	WJ01-XX3-2-VHK

TITLE	Micro Fit 90° SMT With Paster Feet Customer Diagram	REV.	1
		SHEET	1/2



Schematic Diagram of Anti-Fool Position of Docking Port With Different Pin Numbers



TOLERANCE UNLESS OTHERWISE SPECIFIED			
X.X	±0.35	X.°	±3°
X.XX	±0.20	X.X°	±2°
X.XXX	±0.10	X.XX°	±1°

SCALE	16:5
UNIT	MM
SIZE	A4

ORIGINAL DRAWN:  
Lun Li  
DATE  
2025/08/20

CHECK:  
Zan Zhu  
DATE  
2025/08/20

APPROVE:  
Wolfe Liu  
DATE  
2025/08/20

DWG. NO.	600-0000-0803
PARTS NO. (INTENDED USE)	WJ01-XX3-2-VHK

TITLE	Micro Fit Plastic Foolproof Position
-------	--------------------------------------

REV.	1
SHEET	2/2