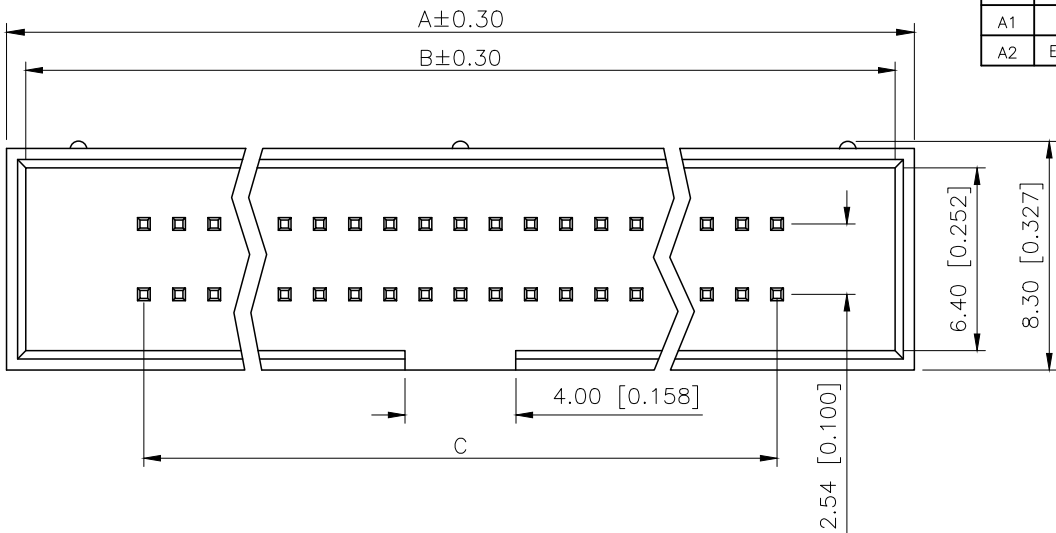


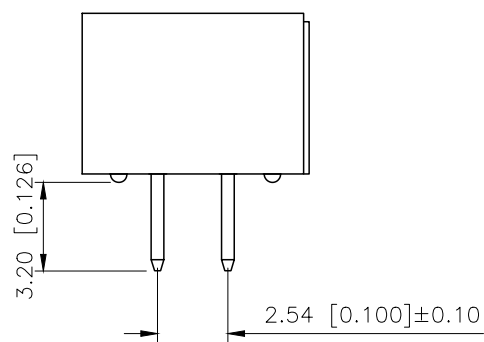
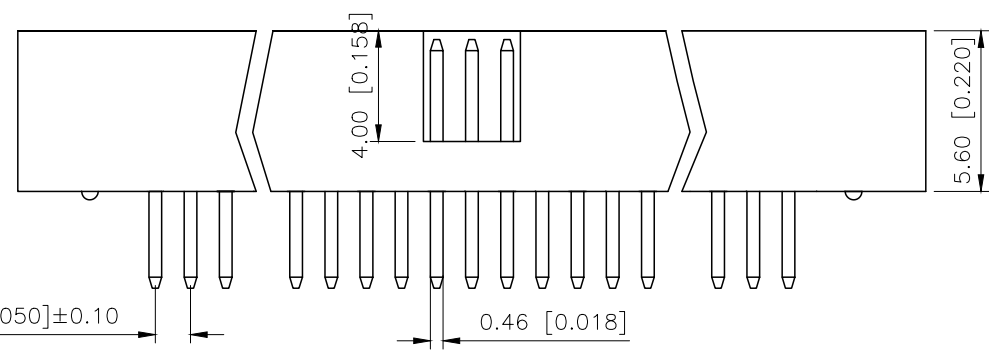
REVISIONS					
REV.	ECN NO.	LOCATION	DESCRIPTION	DATE	DESIGN
A1	N/A		图面升级整理图面	2024.12.14	阿树
A2	ECN-P-2026020601		产品尺寸变更	2026.02.06	阿树



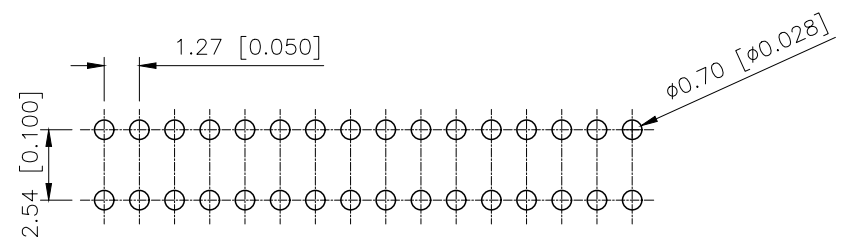
Voltage rating:500V AC/DC
 额定电压:500V AC/DC
 Current rating:1.0A
 额定电流: 1.0A
 Insulation resistance:1000MΩ Min
 绝缘电阻: 1000MΩ Min
 Withstanding voltage:≥500V AC/minute
 耐压: ≥500VC/分钟
 Temperature range:-40℃~+125℃
 使用温度: -40℃~+125℃

PART NO.:
 X1270 W V-2xXX A2-6T V01
 ① ② ③ ④ ⑤ ⑥ ⑦

①Series No
 ②Category:W-Wafer
 ③Welding Board Angle:V-Stright 180°
 ④Row No.-Pin No.:2xXX-2x03P~2x40P
 ⑤A2:1.27x2.54mm No gaps
 ⑥Material:6T-Nylon PA6T UL94V-0
 ⑦Planting Category:V01-All Gold Flash



PIN	A	B	C
2x03	11.36	9.91	2.54
2x04	12.63	11.18	3.81
2x05	13.90	12.45	5.08
2x06	15.17	13.72	6.35
2x07	16.44	14.99	7.62
2x08	17.71	16.26	8.89
2x09	18.98	17.53	10.16
2x10	20.25	18.80	11.43
2x12	21.52	20.07	12.70
2x13	22.79	21.34	15.24
2x15	24.06	22.61	17.78
2x17	25.33	23.88	20.32
2x20	26.60	25.15	24.13
2x22	27.87	26.42	26.67
2x25	29.14	27.69	30.48
2x30	30.41	28.96	36.83
2x34	31.68	30.23	41.91
2x40	32.95	31.50	49.53



P.C.B Layout

X1270WV-2xXXA2-6TV01	PA6T UL 94V-0	Brass	Gold Flash	X1270HA2-XXB X1270HA2-XXA
PART NO	Material	Material(Pin And Solder Tabs)	Finish(Pin And Solder Tabs)	Suitable XKB Housing

AuGLAR	±5°
X.	±0.40
X.x	±0.30
X.xx	±0.20
X.xxx	±0.15
UNSPECIFIED TOLERANCES	



DESIGN	阿树	VIEW:	
CHECKED		UNIT:	mm/in
APPROVED		SIZE:	A4

MODEL TYPE:	1.27mm BTB Style Connectors		
PART NO.:	X1270WV-2xXXA2-6TV01		
DWG NO.:			

XKB INDUSTRIAL PRECISION CO.,LIMITED

SCALE	PAGE	REVISION
N/A	1/1	A2