



■ Features :

- True sine wave output (THD<3%)
- High surge power up to 3000W
- High efficiency up to 91%
- Power ON-OFF switch
- Standby saving mode can be selectable
- Front panel indicator for operation status
- Thermostatically controlled cooling fan
- Protections: Bat. low alarm / Bat. low shutdown / Over voltage / Over temp. / Output short / Input polarity reverse / Overload
- Application : Home appliance, power tools, office and portable equipment, vehicle and yacht ...etc.
- Optional monitoring software
- 2 years warranty



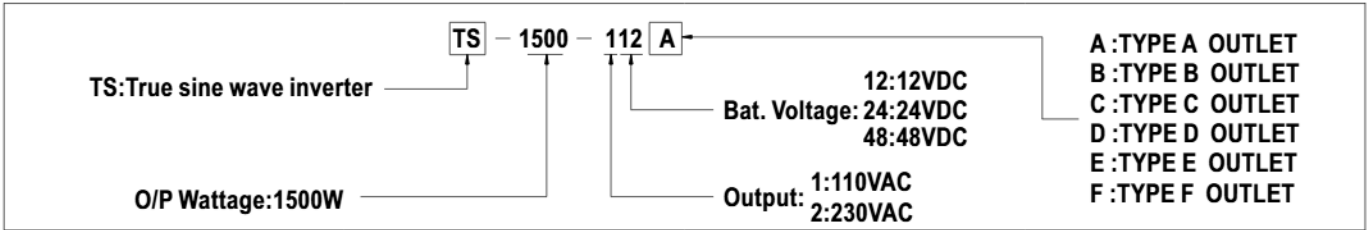
SPECIFICATION

MODEL	TS-1500-112	TS-1500-124	TS-1500-148	TS-1500-212	TS-1500-224	TS-1500-248
OUTPUT	RATED POWER (Typ.) 1500W					
	MAXIMUM OUTPUT POWER 1725W for 180 sec. / 2250W for 10 sec. / surge power 3000W for 30 cycles					
	AC VOLTAGE 100 / 110 / 115 / 120VAC selectable by setting button			200 / 220 / 230 / 240VAC selectable by setting button		
	FREQUENCY 60±0.1Hz 50/60Hz selectable by setting button S.W			50±0.1%Hz 50/60Hz selectable by setting button S.W		
	WAVEFORM True sine wave (THD<3%) at rated input voltage					
	AC REGULATION (Typ.) ±3.0%					
	SAVING MODE (Typ.) Load ≤ 5W will be changed to standby mode					
	FRONT PANEL INDICATOR Battery voltage level, output load level, saving mode, fault and operation status					
INPUT	BAT. VOLTAGE 12V		24V	48V	12V	24V 48V
	VOLTAGE RANGE (Typ.) ^{Note.1} 10.5 ~ 15VDC		21 ~ 30VDC	42 ~ 60VDC	10.5 ~ 15VDC	21 ~ 30VDC 42 ~ 60VDC
	DC CURRENT (Typ.) ^{Note.5} 150A		75A	37.5A	150A	75A 37.5A
	NO LOAD DISSIPATION ≤ 18W @ standby saving mode					
	OFF MODE CURRENT DRAW ≤ 1mA					
	EFFICIENCY (Typ.) ^{Note.2} 87%		89%	90%	88%	90% 91%
BATTERY TYPES Open & sealed Lead Acid						
BATTERY INPUT PROTECTION	FUSE 40A*5		30A*3	30A*2	40A*5	30A*3 30A*2
	BAT. LOW ALARM 11.3±4%		22.5±4%	45±4%	11.3±4%	22.5±4% 45±4%
	BAT. LOW SHUTDOWN 10.5±4%		21±4%	42±4%	10.5±4%	21±4% 42±4%
	REVERSE POLARITY By internal fuse open					
OUTPUT PROTECTION	OVER TEMPERATURE 82°C ± 5°C		82°C ± 5°C	96°C ± 5°C	68°C ± 5°C	68°C ± 5°C 68°C ± 5°C
	PROTECTION type : Shut down o/p voltage, re-power on to recover; by internal RTH3 detect on heatsink of power transistor					
	OUTPUT SHORT Protection type : Shut down o/p voltage, re-power on to recover					
	OVER LOAD (Typ.) 105 ~ 115% load for 180 sec., 115% ~ 150% load for 10 sec.		PROTECTION type : Shut down o/p voltage, re-power on to recover			
GFCI PROTECTION Optional (Only type F)				None		
ENVIRONMENT	WORKING TEMP. ^{Note.3} 0 ~ +40°C @ 100% load ; 60°C @ 50% load					
	WORKING HUMIDITY 20% ~ 90% RH non-condensing					
	STORAGE TEMP., HUMIDITY -30 ~ +70°C / -22 ~ +158°F, 10 ~ 95% RH					
	VIBRATION 10 ~ 500Hz, 3G 10min./1cycle, 60min. each along X, Y, Z axes					
SAFETY & EMC	SAFETY STANDARDS UL458 (only for type F)			EN60950-1		
	WITHSTAND VOLTAGE Bat I/P - AC O/P:3.0KVAC AC O/P - FG:1.5KVAC					
	EMI CONDUCTION&RADIATION Compliance to FCC class A			Compliance to EN55022 class B, 72/ 245/ CEE, 95/ 54/ CE, E-Mark		
	EMS IMMUNITY -----			Compliance to EN61000-4-2,3,8 ENV50204		
OTHERS	CONTROL WIRING RJ11 -RS232 (Option)					
	DIMENSION 420*220*88mm (L*W*H)					
	PACKING 6.81Kg; 2pcs/14.6Kg/1.61CUFT					
NOTE	1.Output derating capacity referenced by curve 1. 2.Efficiency is tested by 1000W, linear load at 13V, 26V, 52V input voltage. 3.Output derating capacity referenced by curve 2. 4.All parameters not specified above are measured at rated load, 25°C of ambient temperature. 5.DC current is tested by 1500W, linear load at 13V, 26V, 52V input voltage.					



1500W True Sine Wave DC-AC Power Inverter

TS-1500 series

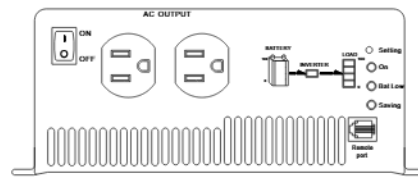
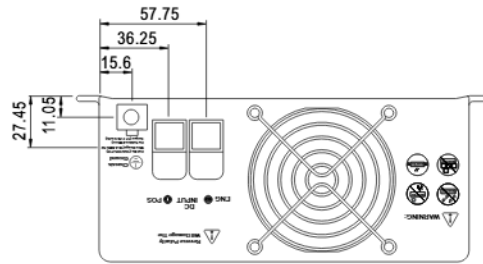
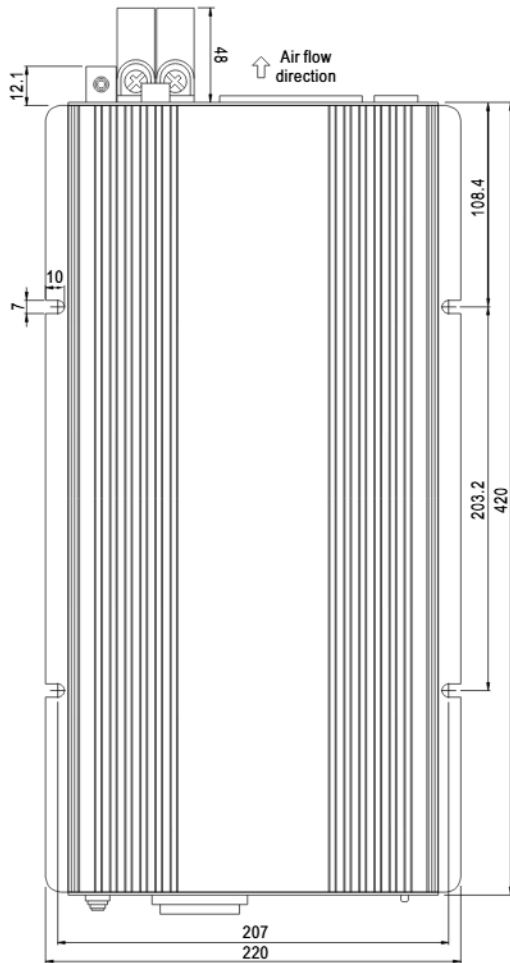


AC Output Receptacles (optional)

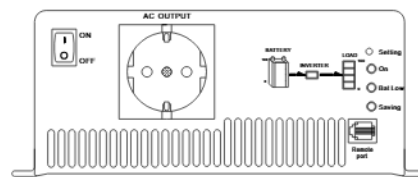
TYPE-A	TYPE-B	TYPE-C	TYPE-D	TYPE-E	TYPE-F
USA	EUROPE	AUSTRALIA	U.K	JAPAN	GFCI

Mechanical Specification

Unit:mm



Type-A



Type-B