



- Features :
 - 3 pole AC inlet IEC320-C14
 - Class I power (with earth pin)
 - Protections: Short circuit / Overload / Over voltage / Over temp.
 - Fully enclosed plastic case
 - Fix switching frequency and regulation
 - Topology: Top switch circuit
 - LED indicator for power on
 - Approvals: UL / CUL / TUV / CB / CE
 - 1 year warranty

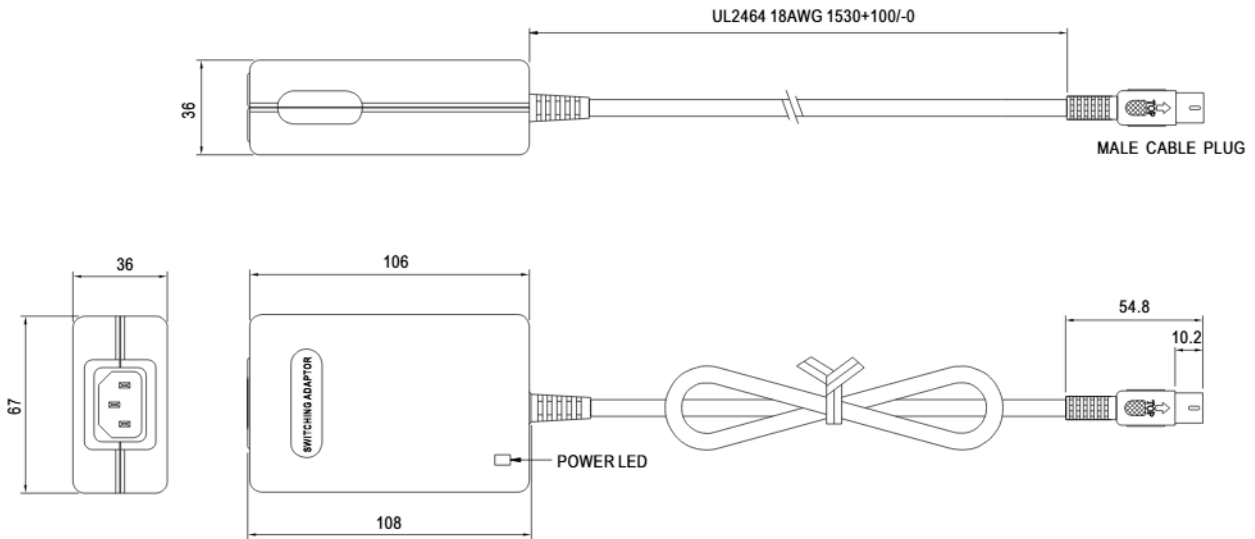


SPECIFICATION

ORDER NO.	P25A13A-R1B			P25A13D-R1B			P25A14E-R1B			
OUTPUT	SAFETY MODEL NO.	PSU25A-13A			PSU25A-13D			PSU25A-14E		
	DC VOLTAGE <small>Note.2</small>	5V	12V	-5V	5V	12V	-12V	5V	15V	-15V
	RATED CURRENT	2.5A	0.8A	0.3A	2.5A	0.8A	0.3A	2.5A	0.5A	0.3A
	CURRENT RANGE	0.5 ~ 2.5A	0.1 ~ 0.8A	0.1 ~ 0.3A	0.5 ~ 2.5A	0.1~0.8A	0.1~0.3A	0.5 ~ 2.5A	0.1 ~ 0.5A	0.1 ~ 0.3A
	RATED POWER	25W			25W			25W		
	RIPPLE & NOISE (max.) <small>Note.3</small>	50mVp-p	100mVp-p	100mVp-p	50mVp-p	100mVp-p	100mVp-p	50mVp-p	100mVp-p	100mVp-p
	VOLTAGE ADJ. RANGE	Fixed								
	VOLTAGE TOLERANCE <small>Note.4</small>	±5.0%	±5.0%	±3.0%	±5.0%	±5.0%	±3.0%	±5.0%	±5.0%	±3.0%
	LINE REGULATION <small>Note.5</small>	±1.0%	±1.0%	±1.0%	±1.0%	±1.0%	±1.0%	±1.0%	±1.0%	±1.0%
	LOAD REGULATION <small>Note.6</small>	±4.0%	±4.0%	±2.0%	±4.0%	±4.0%	±2.0%	±4.0%	±4.0%	±2.0%
SETUP, RISE, HOLD UP TIME	200ms, 50ms, 16ms at full load									
INPUT	VOLTAGE RANGE	90 ~ 264VAC 135 ~ 370VDC								
	FREQUENCY RANGE	47 ~ 63Hz								
	EFFICIENCY (Typ.)	70%			72%			74%		
	AC CURRENT	0.8A / 100VAC								
	INRUSH CURRENT (max.)	60A / 230VAC								
	LEAKAGE CURRENT (max.)	0.75mA / 240VAC								
PROTECTION	OVERLOAD	150 ~ 250% rated output power Protection type : Hiccup mode, recovers automatically after fault condition is removed								
	OVER VOLTAGE	110 ~ 140% rated output voltage Protection type : Shut down o/p voltage, re-power on to recover								
	WORKING TEMP.	0 ~ +40°C (Refer to output load derating curve)								
ENVIRONMENT	WORKING HUMIDITY	20% ~ 90% RH non-condensing								
	STORAGE TEMP., HUMIDITY	-20 ~ +85°C, 10 ~ 95% RH								
	TEMP. COEFFICIENT	±0.03% / °C (0 ~ 50°C)								
	VIBRATION	10 ~ 500Hz, 2G 10min./1cycle, period for 60min. each along X, Y, Z axes								
	SAFETY STANDARDS	UL1950, CSA22.2, EN60950-1 Approved								
SAFETY & EMC <small>(Note. 7)</small>	WITHSTAND VOLTAGE	I/P-O/P:3KVAC, I/P-FG:1.5KVAC								
	ISOLATION RESISTANCE	I/P-O/P,I/P-FG:100M Ohms / 500VDC / 25°C / 70% RH								
	EMI CONDUCTION & RADIATION	Compliance to EN55022(CISPR22) class B								
	HARMONIC CURRENT	Compliance to EN61000-3-2,3 class A								
	EMS IMMUNITY	Compliance to EN61000-4-2,3,4,5,6,11, Light industry level, criteria A								
OTHERS	MTBF	520K hrs min. MIL-HDBK-217F (25°C)								
	DIMENSION	108*67*36mm (L*W*H)								
	PACKING	0.3kg ; 54pcs/ 20kg / CARTON								
CONNECTOR	PLUG	Standard type R1B: DIN 5PIN for stock ; Other type available by customer requested								
	CABLE	Standard type UL2464 18AWG*3C 20AWG*2C shield wire *1C with 5fts length for stock ; Other type available by customer requested								
NOTE	1.All parameters are specified at 230VAC input, rated load, 25°C 70% RH ambient. 2.DC voltage: The output voltage set at point measure by plug terminal & 50% load. 3.Ripple & noise are measured at 20MHz by using a 12" twisted pair terminated with a 0.1uf & 47uf capacitor. 4.Tolerance: includes set up tolerance, line regulation, load regulation. 5.Line regulation is measured from low line to high line at rated load. 6.Load regulation is measured from 20% to 100% rated load. 7.The power supply is considered a component which will be installed into a final equipment. The final equipment must be re-confirmed that it still meets EMC directives.									

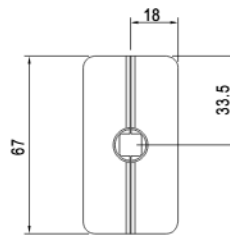
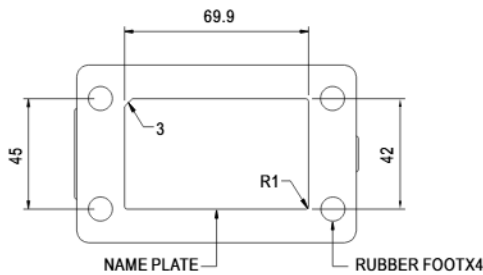
■ Mechanical Specification

Unit:mm



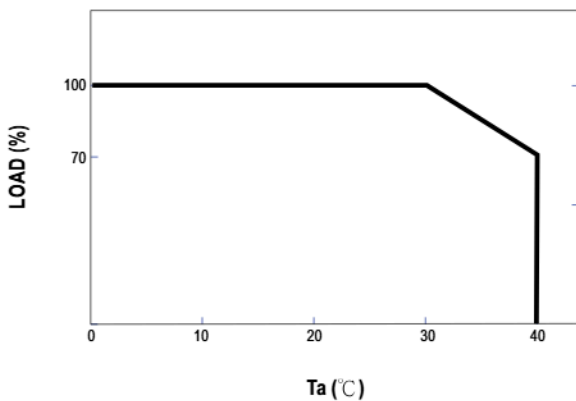
■ Plug Assignment

Standard plug: R1B (option)



PIN NO	OUTPUT
1	COM
2	COM
3	+5VDC
4	-Vout
5	+Vout

■ Derating Curve



■ Static Characteristics

