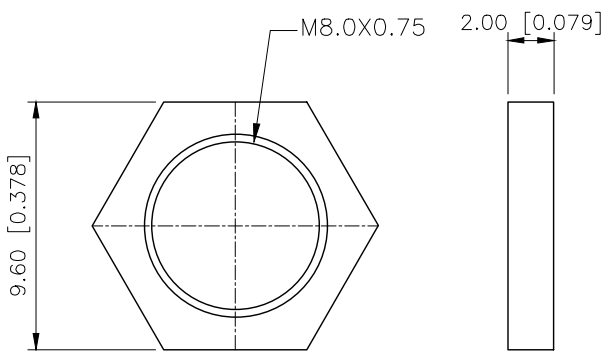
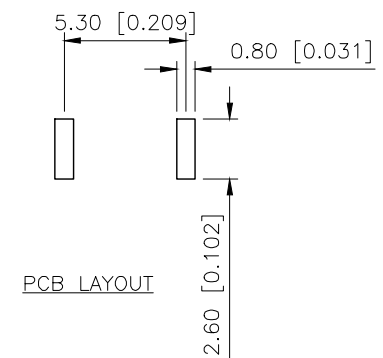
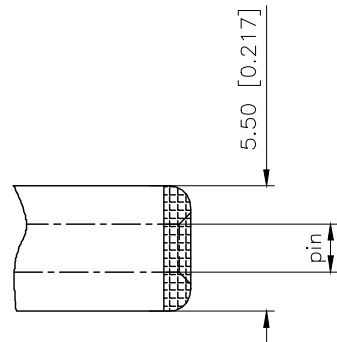
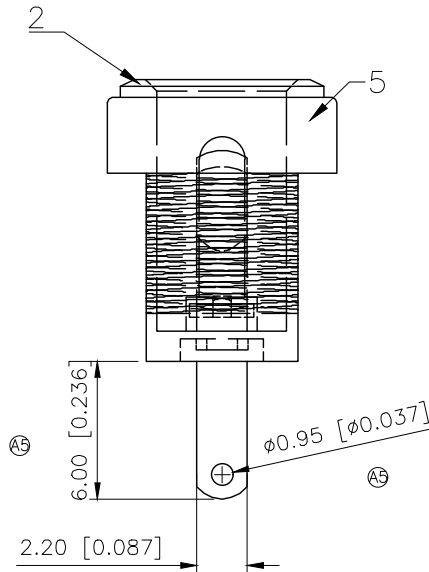
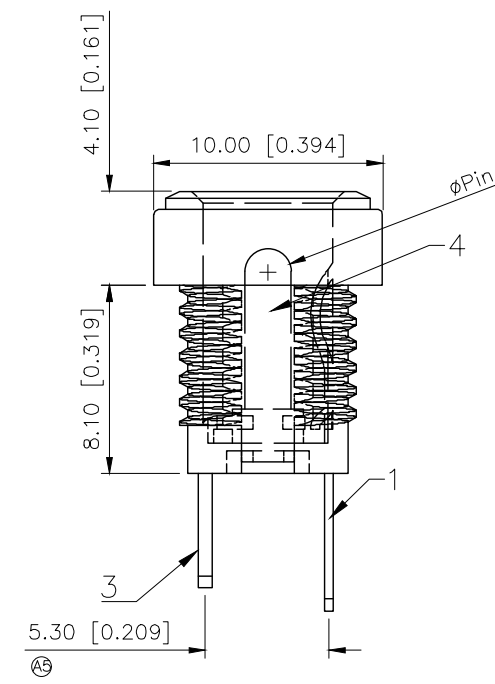


REVISIONS					
REV.	ECN NO.	LOCATION	DESCRIPTION	DATE	DESIGN
A4	N/A			2025.11.07	
A5	ECN-P-2026012801	Ⓐ5X3		2026.01.28	



- Specifications()
- Voltage rating():DC 30V
 - Current rating():2A AC/DC
 - Withstanding voltage(): AC500V(50Hz) /minute
 - Insulation resistance(): 100MΩ Min
 - Contact resistance():≤30mΩ Max
 - Mating cycles 5000 cycles Min
 - Insertion and extraction force 3~20N
 - Temperature range(): -20 ~+80

SCHEMATIC		3
		1
Model	DC-022B	
Center Pin	φ2.0mm	
	φ2.5mm	

NO	NAME	QTY	MATERIAL	PLATING
6	Nut	1	Brass	Nickel
5	Pedestal	1	PA66	Black
4	Pin	1	Brass	CuSn-Plated
3	Bends	1	Brass t=0.4mm	Ag-Plated
2	Bronze bushing	1	Brass	CuSn-Plated
1	Shrapnel	1	Brass t=0.6mm	Ag-Plated

AuGLAR	±5°
X.	±0.40
X.x	±0.30
X.xx	±0.20
X.xxx	±0.15
UNSPECIFIED TOLERANCES	



DESIGN	VIEW:	MODEL TYPE: DC POWER JACK
CHECKED	UNIT: mm/in	PART NO.: DC-022B-2.5
APPROVED	SIZE: A4	DWG NO.: