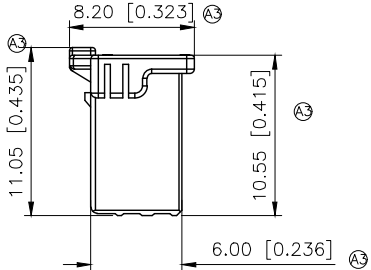
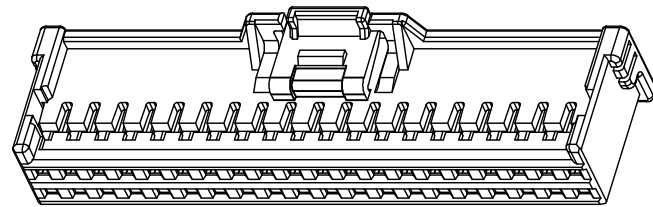
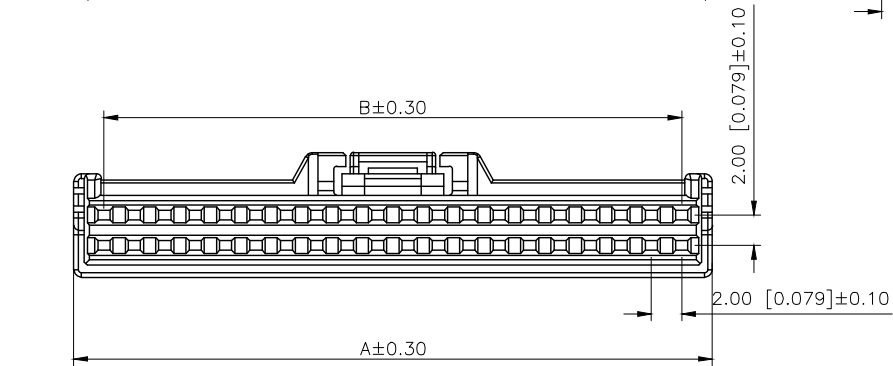
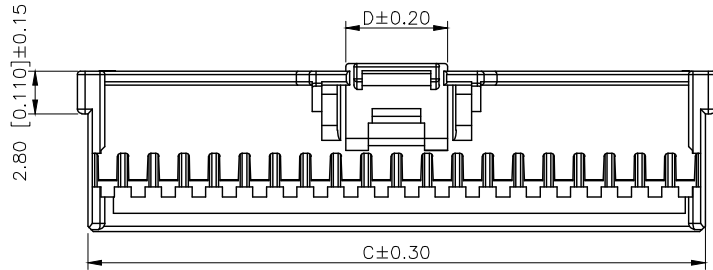
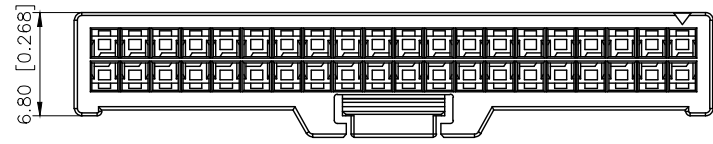
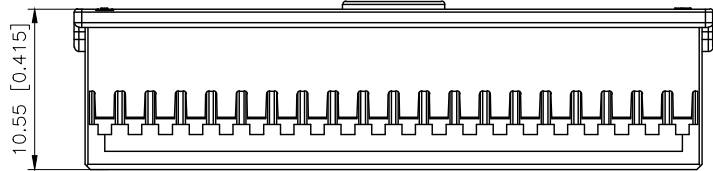


REVISIONS					
REV.	ECN NO.	LOCATION	DESCRIPTION	DATE	DESIGN
A2	N/A		05-0spi n	2025.10.08	
A3	ECN-P-2026031703	Ⓐ3X4		2026.03.17	



PART NO.:

X2081 H-2xXX-N0

Series No  
 Category:H-Housing  
 Row No-Pin No:2xXX-2x05P~2x20P  
 Material:NO-PA66 94V-0

PART NO.	Dimensions			
	A	B	C	D
02*5P	12.00	8.00	10.60	5.10
02*6P	14.00	10.00	12.60	6.80
02*7P	16.00	12.00	14.60	6.80
02*8P	18.00	14.00	16.60	6.80
02*9P	20.00	16.00	18.60	6.80
02*10P	22.00	18.00	20.60	6.80
02*11P	24.00	20.00	22.60	6.80
02*12P	26.00	22.00	24.60	6.80
02*13P	28.00	24.00	26.60	6.80
02*14P	30.00	26.00	28.60	6.80
02*15P	32.00	28.00	30.60	6.80
02*16P	34.00	30.00	32.60	6.80
02*17P	36.00	32.00	34.60	6.80
02*18P	38.00	34.00	36.60	6.80
02*19P	40.00	36.00	38.60	6.80
02*20P	42.00	38.00	40.60	6.80

X2081H-2xXX-N0	PA66 UL 94V-0	AWG#28-24	X2081W	X2081T
PART NO	Material	Wire Range	Suitable XKB Wafer	Suitable XKB Terminal

AuGLAR	±5°
X.	±0.40
X.x	±0.30
X.xx	±0.20
X.xxx	±0.15
UNSPECIFIED TOLERANCES	



DESIGN	VIEW:	MODEL TYPE: 2.0mm Crimp Style Connector
CHECKED	UNIT: mm/in	PART NO.: X2081H-2xXX-N0
APPROVED	SIZE: A4	DWG NO.: