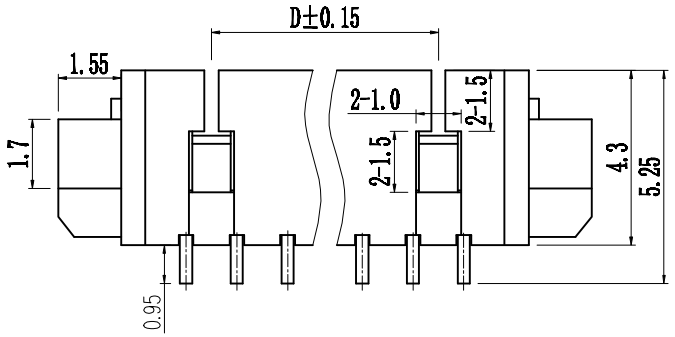

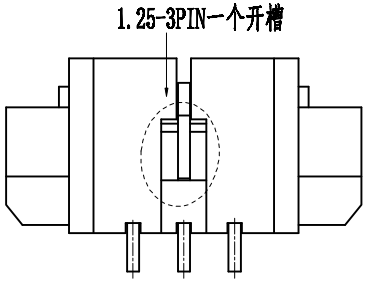

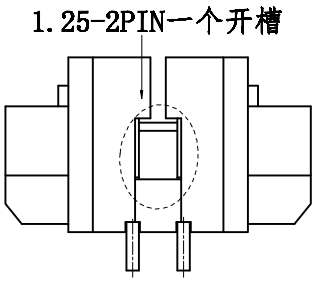

1.技术参数：
1.1 额定电流：1.0A AC/DC
1.2 额定电压：125V
1.3 耐 电 压：500V ACminute
1.4 接触电阻：20mΩ MAX
1.5 绝缘电阻：500MΩ MIN
2.工作温度：-40℃～+105℃

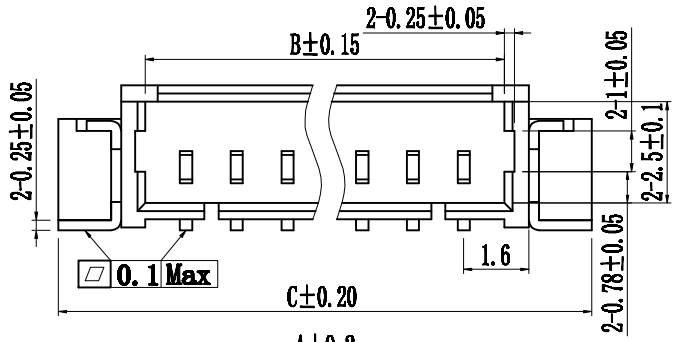

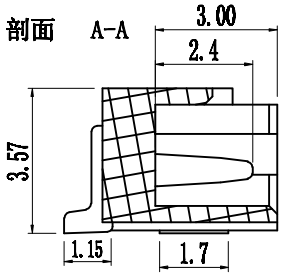

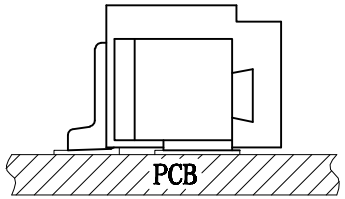

Circuits	Dimensions(mm)			
	A	B	C	D
2PIN	1.25	3.10	7.55	/
3PIN	2.50	4.35	8.80	/
4PIN	3.75	5.60	10.05	2.50
5PIN	5.00	6.85	11.30	3.75
6PIN	6.25	8.10	12.55	5.00
7PIN	7.50	9.35	13.80	6.25
8PIN	8.75	10.60	15.05	7.50
9PIN	10.00	11.85	16.30	8.75
10PIN	11.25	13.10	17.55	10.00
11PIN	12.50	14.35	18.80	11.25
12PIN	13.75	15.60	20.05	12.50
13PIN	15.00	16.85	21.30	13.75
14PIN	16.25	18.10	22.55	15.00
15PIN	17.50	19.35	23.80	16.25
16PIN	18.75	20.60	25.05	17.50
17PIN	20.00	21.85	26.30	18.75
18PIN	21.25	23.10	27.55	20.00
19PIN	22.50	24.35	28.80	21.25
20PIN	23.75	25.60	30.05	22.50

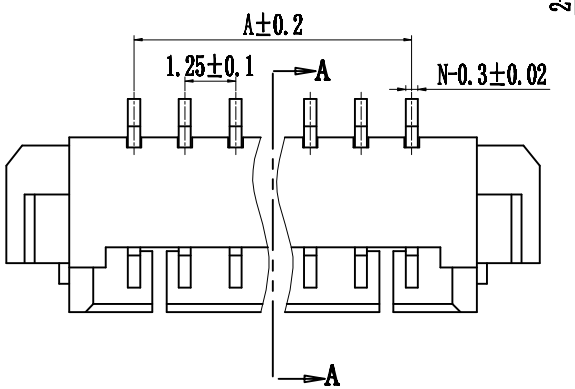

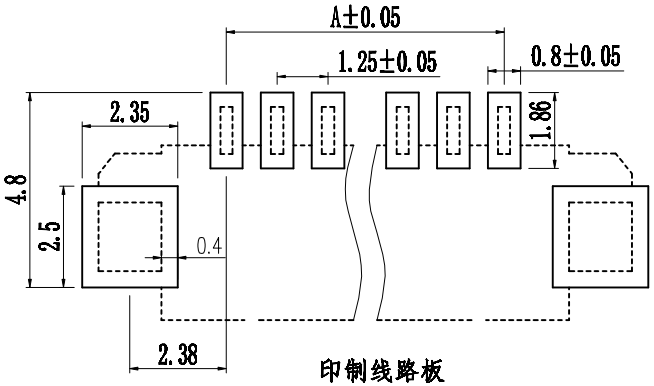

印制线路板

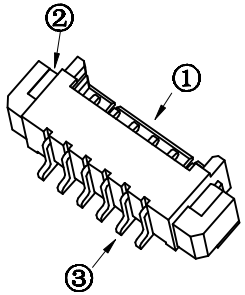

NO	物料名称	数量（PCS）	材质	镀涂
①	塑胶件	1 PCS	VicrystR8535	本色
②	焊片	2 PCS	黄铜 H62	镀锡
③	PIN针	2～16 PCS	黄铜 H62	镀锡

电镀标准：镍层：0.5～1.5um 锡层：2.5～3.5um

更改记录	标记	变更内容	签名/日期	未注公差	单位	mm	标准化	签名/日期	品名	1.25-nAWB
				X.X ±0.30	版本	A	编制	周少华 19.06.06	图号	LQ-1.25-NPWT
				X.XX ±0.20	比例	1:1	审核	赵先礼 19.06.06	浙江领强电子科技有限公司	
				X.XXX ±0.10	投影		批准	田泽民 19.06.06		
				Angle ±3.0°	页次	1/1				