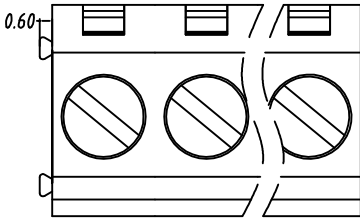
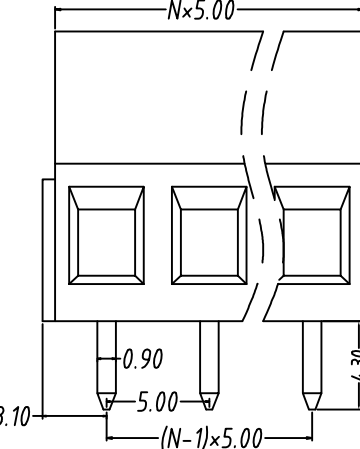
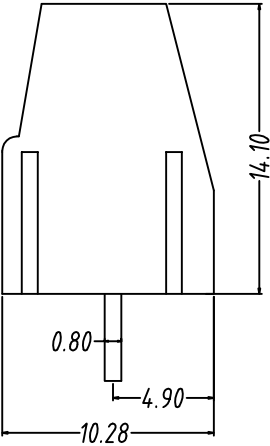
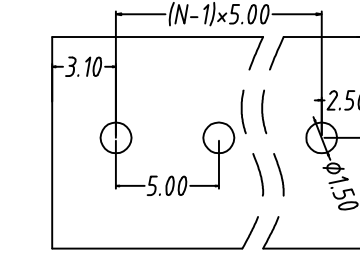
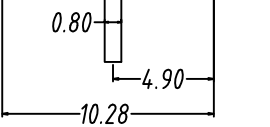
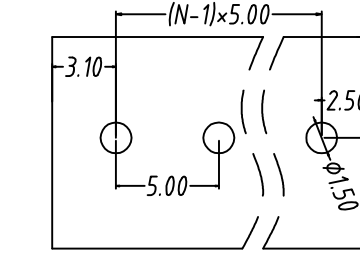




	1	2	3	4	5	6	7	8								
A	linear dimension (Tolerances Standard GB/T 14486-2008)								—	\square	\perp	版本 Version	描述 Description	设计 Design	批准 Approved	日期 Date
	variable range	to	over 6 to 10	over 10 to 30	over 30 to 60	over 60 to 100	over 100 to 160	over 160 to 10	over 10 to 100	to	to	A	新发行	熊武敌	楼特高	2024.03.10
	tolerance	± 0.20	± 0.30	± 0.50	± 0.70	± 1.00	± 1.30	± 1.60	0.10	0.30	0.60					
B												材质及电镀 MATERIAL 螺丝 Screws: M2.5, 钢, 镀锌 / M2.5, Steel, Zn plated 方块 Cage: 铜合金, 镀镍 / Copper alloy, Ni plated 焊脚 Pin header: 铜合金, 镀锡 / Copper alloy, Tin plated 塑件 Housing: PA66, UL94V-0				
	C												电气性能 ELECTRICAL 参考标准 Stanard: UL IEC 额定电压 Rated voltage: 300V 400V 额定电流 Rated current: 10A 20A 使用线径 Wire range: 22-12AWG 2.5mm ² 接触电阻 Contact resistance: 20mΩ 绝缘电阻 Insulation resistance: 500MΩ/DC500V 耐电压 Withstanding voltage: AC1600V/1Min			
D													机械性能 MECHANICAL 温度范围 Temp. range: -40℃ ~ +105℃ 瞬时温度 Max. soldering: +250℃ for 5 Sec 扭矩 Torque: 4.08kgf.cm/0.4N.m 剥线长度 Strip length: 6~7mm			
	E												编码原则 (Product Number Code): WJ128V-5.0-XXP-1Y-00A 产品型号 (Series No.) 间距 (Pitch) 极数 (No. of Poles) 客户需求 (Customer Request) 塑体颜色 (Housing Color)			
F													1: 灰色 (Grey) 6: 红色 (Red) 2: 蓝色 (Blue) 7: 透明 (Transparent) 3: 黑色 (Black) 8: 黄色 (Yellow) 4: 绿色 (Green) 9: 白色 (White) 5: 橙色 (Orange)			
	G												第三视角 (THIRD ANGLE PROJECTION) 螺钉式PCB接线端子 PCB SCREW TERMINAL BLOCK			
H		PCB LAYOUT											图纸类型 (TYPE): CUSTOMER DRAWING 单位 (UNITS): mm 版本 (VERSION): A 尺寸 (SIZE): A4 比例 (SCALE): 1:1 图页 (SHEET): 1/1			
		1	2	3	4	5	6	7	8							
						  宁波康奈克斯电气有限公司 Ningbo Kangnex Electric Co., Ltd										