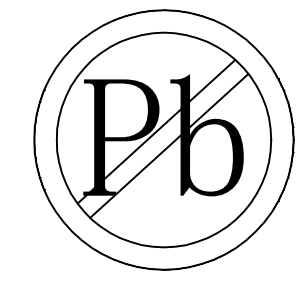


HSF



RoHS

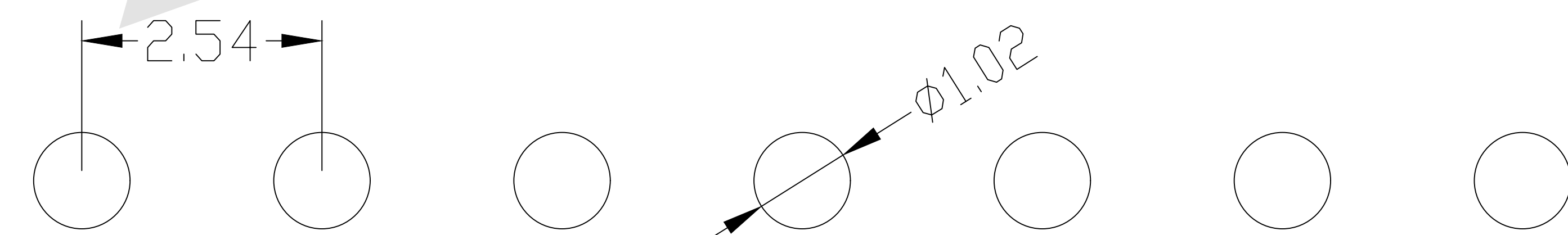
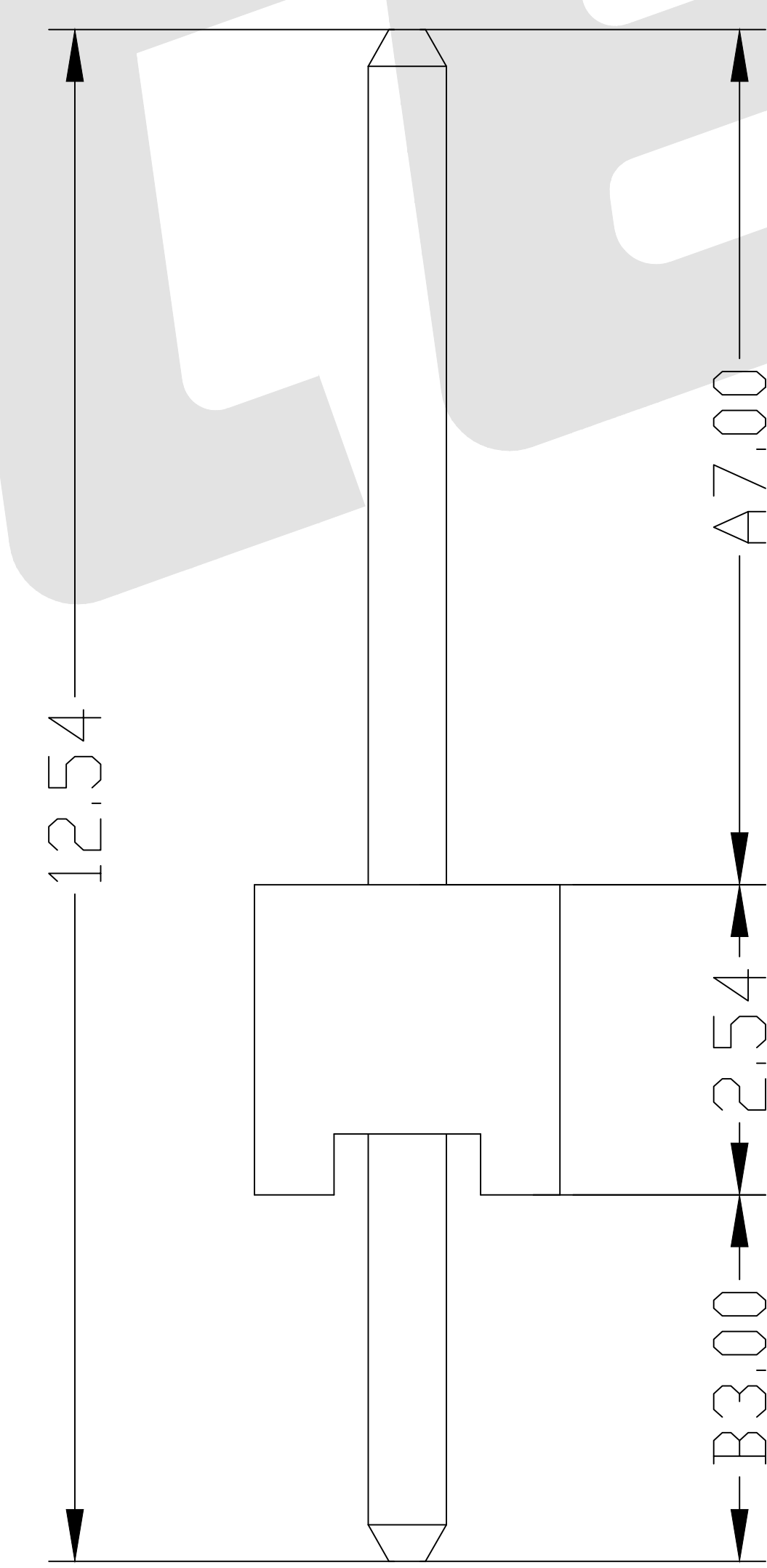
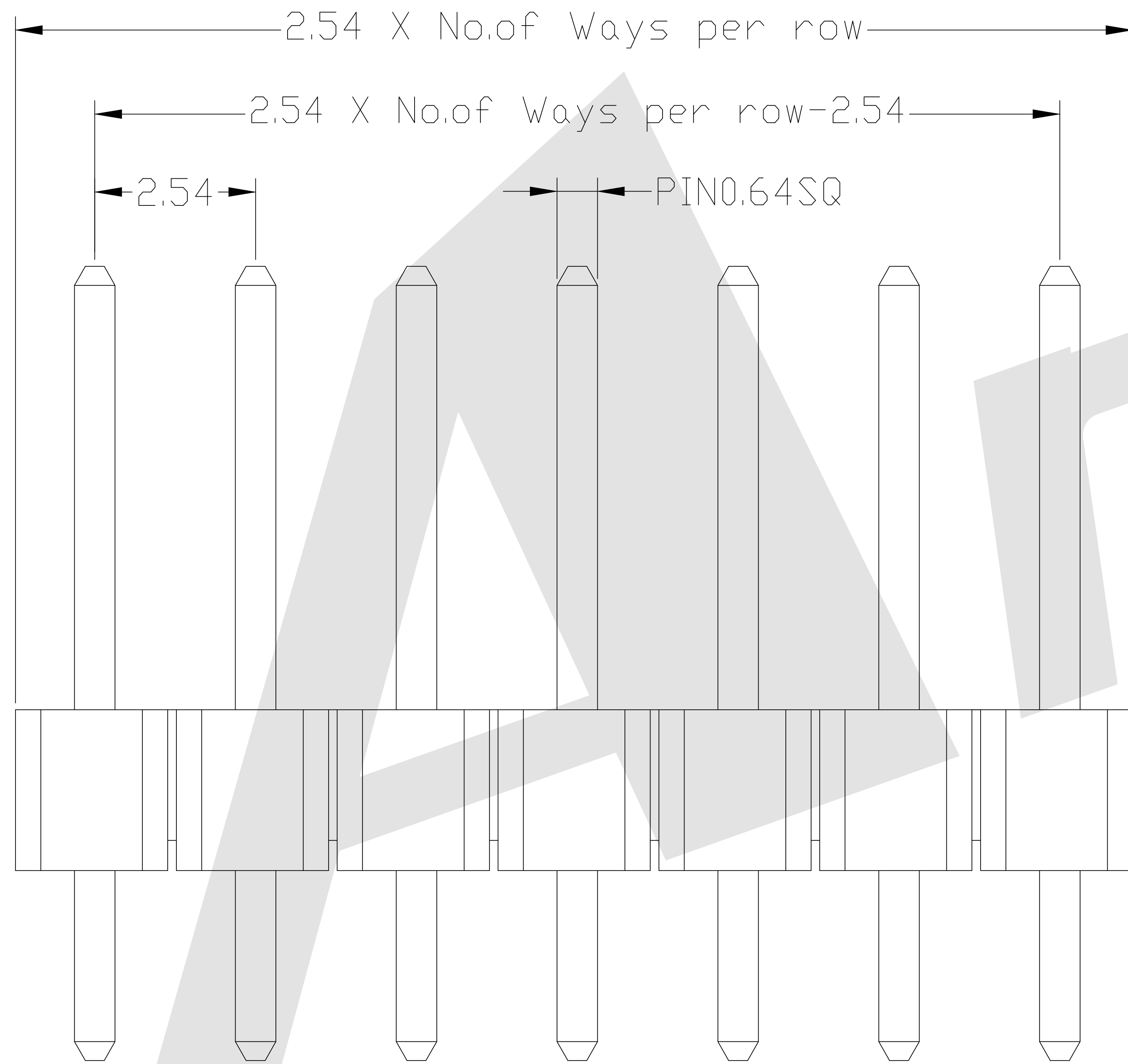
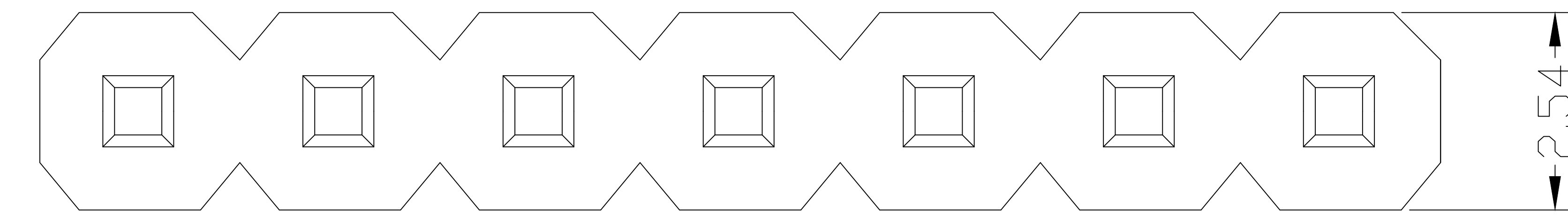
### SPECIFICATION

Current Rating: 3 Amp  
 Insulation Resistance: 1000M ohms min  
 Contact Resistance: 20M ohms max  
 Dielectric Withstanding: AC500V  
 Operating Temperature: -65°C to +125°C  
 Contact Material: Brass  
 Insulator Material: PBT,UL 94V-0 Black

Ordering Code:

PHES01 - X - X - S - A - B - X - X - X  
 ① ② ③ ④ ⑤ ⑥ ⑦ ⑧

- ① Series No:
- ② No.of Contacts  
01 To 40
- ③ Contact Plating:  
G0:Gold flash S0:Selective  
G1:3U" Gold S1:Selective 3u"  
G2:5u" Gold S2:Selective 5u"  
G3:10u" Gold S3:Selective 10u"  
G4:15u" Gold S4:Selective 15u"  
G5:30u" Gold S5:Selective 30u"  
SN:Tin
- ④ Connector Type  
S:Single
- ⑤ Pin Length:  
A:0600=6.00mm  
B:0300=2.50mm  
Please mark the desired length in the A/B
- ⑥ Insulator Material  
A:PBT  
B:PA6T  
C:LCP  
D:PA46  
E:PA9T
- ⑦ Packing:  
A:Tray  
B:Bag  
T:Tube  
U:Tube+CAP  
R:Tape&Reel  
W:Tape&Reel+CAP
- ⑧ Plastic High  
H1:1.7mm  
H2:2.54mm  
H3:2.00mm  
H4:1.50mm



### PCB LAYOUT

Standard IE P/N : PHES01-40G0S1254ABH2

A	B	Unless Otherwise specified tolerance	
6.00	2.50	X. ±0.35	X.XX: ±0.20
		X.X: ±0.25	X.XXX: ±0.15
Optional		SCALE: As Shown	UNIT: mm
		DRAW YIN CHAO	DATE 2026/4/3
2017/04/14		CHECK BobYang	DATE 2026/4/3
2016/10/25			
DATE			

**Antenk**® ANTENK ELECTRONICS CO., LTD  
 Http://www.antenk.com  
 E-mail:sales@antenk.com

TITLE:  
2.54mm Pin Header Straight Type Single Row

DRAWING NO: PHES01-40G0S1254ABH2  
 PRODUCT NO: PHES01-40G0S1254ABH2

ADD H4=1.5MM

Increase packing method and material

REV DESCRIPTION