REV.	DESCRIPTION	ECN NO.	NAME	DATE

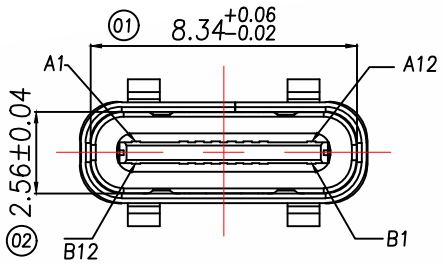

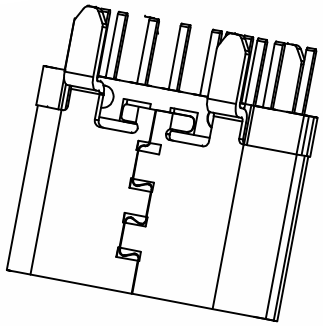

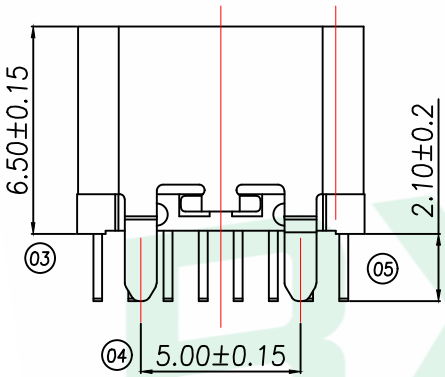

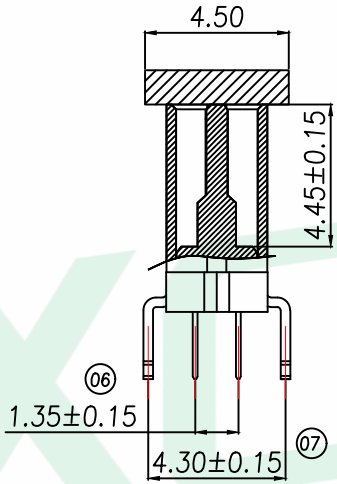

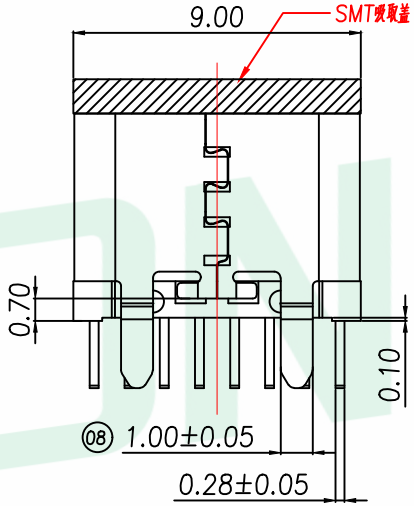

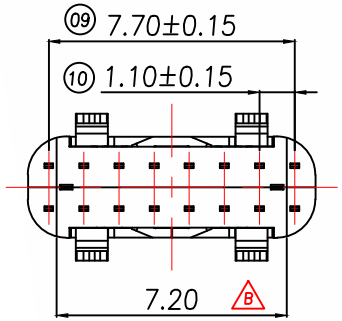

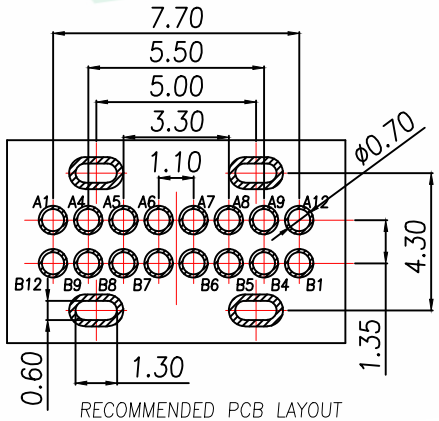

RECOMMENDED PCB LAYOUT

GENERAL TOLERANCE ±0.05

特性:

一.电气性能:EICTRICAL

1.额定电流:5.0A

2.接触阻抗:40 MILLIOHMS MAX

3.耐电压:100V AC / 1 mA MAX

4.绝缘阻抗:150V DC/100 MEGA OHMS MIN

二.机械性能:

1.插入力:5~20N 2.拔出力:8~20N

3.使用寿命:10000次.拔出力 6N MIN

三.材料:MATERIAL

四.电镀:FINISH

1.端子:接触点镀金1u"MIN

PIN脚焊接区域镀锡60U"MIN

2.外壳:镀镍50u"MIN (盐雾48H)

五.电镀品需做粘锡测试:粘锡面积达到95%以上.

六.SMT回流焊 (峰值260°C±5°C) 不能起泡.熔胶.变色不良 (变形在公差范围以内)

七.工作温度:−55°C~+85°C

八.盐雾测试:通过48H在浓度为5±1%盐水的盐雾测试无生锈现象

BOM

序号	名称	用量	品名规格
1	外壳	1	Typec SUS304 T=0.30mm
2	Molding	1	Typec 16PIN Molding C7025 T=0.15 卡勾 SUS301 T=0.15mm LCP黑色

A1	A2	A3	A4	A5	A6	A7	A8	A9	A10	A11	A12
GND			VBUS	CC1	D+	D−	SBU1	VBUS			GND
GND			VBUS	SBU2	D−	D+	CC1	VBUS			GND
B12	B11	B10	B9	B8	B7	B6	B5	B4	B3	B2	B1

GENERAL TOLERANCE

DIM.	TOL.
x.	±0.35
x.x	±0.25
x.xx	±0.15
GENERAL ANGLE:	
x.°	±4°
x.x°	±3°
x.xx°	

DONGGUAN BAOXUN PRECISION TECHNOLOGY CO., LTD

BXCONN®

TITLE: Type−C 16PIN 立插 L=6.5 双边铆

DWG. NO.: TYPE−C−16P−118LD

CHECKED: MAX

PART NO.: TYPE−C−16P−118LD

DRAWN: ELLA

UNIT:	SCALE:	SHEET:	DWG. SIZE:	LAYER:	APPROVED:
mm	none	1of 1	A4	bxconn	WILL