



	09pin	15pin	25pin	37pin
A	16.33	24.66	38.38	54.84
B	24.99	33.32	47.04	63.50
C	30.80	39.10	53.00	69.30

Material:

Housing: Temperature Thermoplastics, PBT+G.F UL 94V-0

Contact: Brass or Bronze

Shell: 0.35T Steel Nickel Plating All Area

Electical Characteristics:

Current Rating: 5A

Contact Resistance: 20 milliohms Max

Withstanding Voltage: 500V AC For 1 Minute

Insulation Resistance: 1000 Megohms Min

Operating Temperature: -55° C to +105° C

Ordering Code:

DP01 - F - X - A - 0 - B - S

① ② ③ ④ ⑤ ⑥ ⑦

① Dual Row Straight DIP

⑥ Color Code:

② Contact Type:

W: White L: Blue

F: Female

B: Black G: Grey

③ Contact NO.:

⑦ Contact Plating

09=09pin 15=15pin

S: Selective Gold

25=25pin 37=37pin

S1: Selective 3u" Gold

④ Mounting Option:

S2: Selective 5u" Gold

A: No accessories

S3: Selective 10u" Gold

B: Rear Rivet

S4: Selective 15u" Gold

C: Front Rivet

S5: Selective 30u" Gold

D: Groundstand-off on real shell

G0: Gold flash

E: Front rivet+Groundstand-off on real shell

G1: 3u" Gold over

⑤ Accessories:

G2: 5u" Gold over

O: Non Accessories

G3: 10u" Gold over

A: Zinc alloy 4.8mm Nickel

G4: 15u" Gold over

A1: Zinc alloy 5.8mm Nickel

G5: 30u" Gold over

B: Iron 4.8mm Nickel

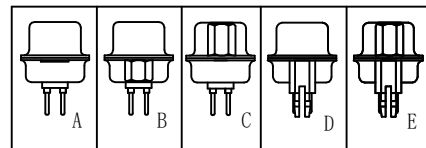
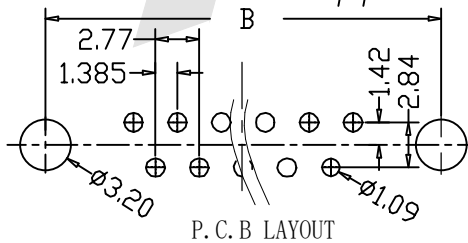
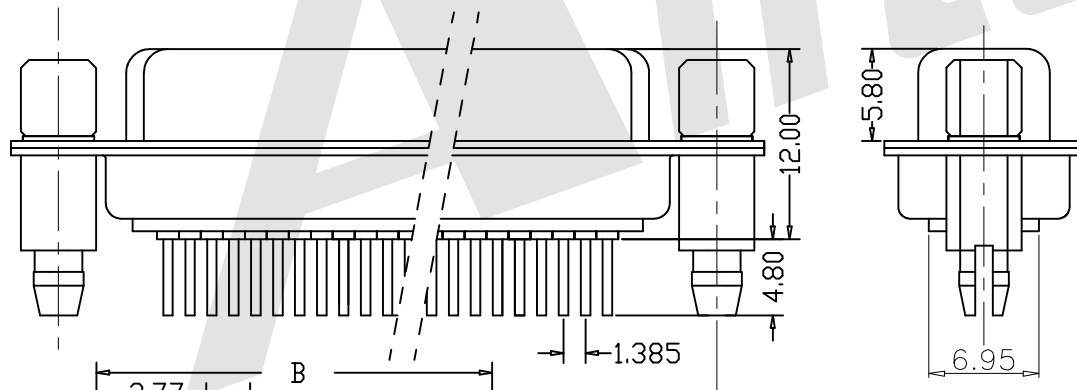
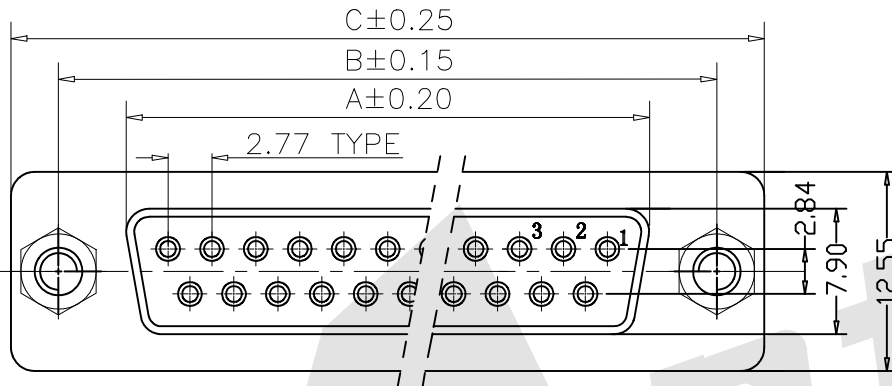
B1: Iron 5.8mm Nickel

C: Copper alloy 4.8mm Nickel

C1: Copper alloy 5.8mm Nickel

D: Copper screw 4.8mm Nickel

D1: Copper screw 5.8mm Nickel



Unless Otherwise specified tolerance

X. ±0.35 X.XX: ±0.20
X.X: ±0.25 X.XXX: ±0.15

SCALE: As Shown UNIT: mm

DRAW YIN CHAO DATE 2026/4/3

CHECK BobYang DATE 2026/4/3



Antenk ANTEK ELECTRONICS CO., LTD
Http://www.antenk.com
E-mail:sales@antenk.com

TITLE: D-SUB PCB Female Dual Row Straight Type (stamped Pin)

DRAWING NO: DP01-F-09A0LS

PRODUCT NO: DP01-F-09A0LS

D

D

REV	DESCRIPTION	DATE
1		
2		
3		
4		
5		