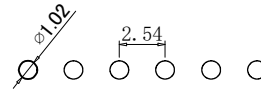
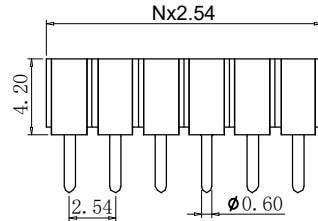
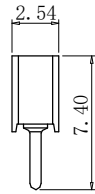




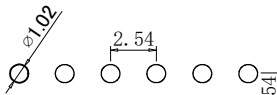
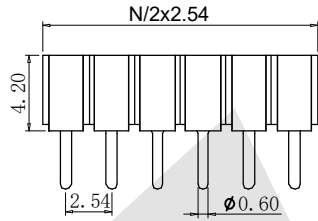
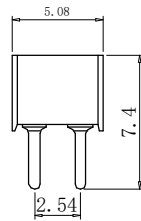
A: Type1



P.C.B LAYOUT

Straight socket connector height
4.2mm:solder tail,single row
Availability from:1 to 40 contacts
Standard number of contacts 5,6,
8,9,10,11,12,14,16,17,20,25,30,
32 and 40

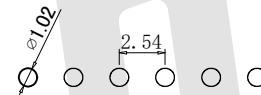
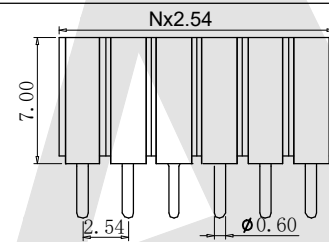
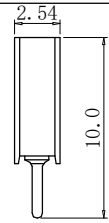
B: Type2



P.C.B LAYOUT

Straight socket connector height
4.2mm:solder tail,double row
Availability from:2 to 80 contacts
Standard number of contacts 16,
18,26,40,72 and 80

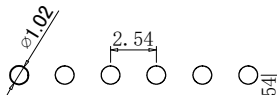
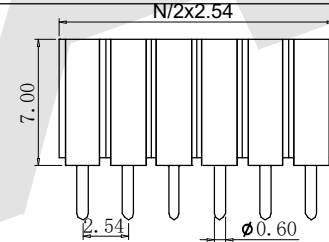
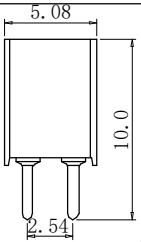
C: Type3



P.C.B LAYOUT

Straight socket connector height
7.0mm:solder tail,single row
Availability from:1 to 40 contacts
Standard number of contacts 5,6,
8,9,10,11,12,14,16,17,20,25,30,
32 and 40

D: Type4



P.C.B LAYOUT

Straight socket connector height
7.0mm:solder tail,double row
Availability from:2 to 80 contacts
Standard number of contacts 16,
18,26,40,72 and 80

SPECIFICATIONS:

Insulator: PPS
Flammability: UL 94V-0
Sleeve: Brass
Contact clip(6 finger): Beryllium copper
Mating pin Ø: Δ
0.7 TO 0.9MM FOR TYPE1&TYPE2
TYPE 3&TYPE4

Forces: (polished steel gauge \varnothing 0.43mm)
-Insertion 3 N typ.
-Withdrawal 1.5 N typ.
Mechanical life: min 500 cycles
Rated current: 3A
Contact resistance: max 10 m Ω
Dielectric strength: min 1000V RMS

Ordering Code:

MFHES - X - X - X - X - X - X - 05
① ② ③ ④ ⑤ ⑥ ⑦

- ① MFHES series
- ② Contact NO:
XX=XXpin
For example:
06=06pin
- ③ Pin Plated
0; No
1; Tin 150 μ "
2; Tin 200 μ "
3; G/F
4; Gold 3 μ "
5; Gold 10 μ "
6; Gold 15 μ "
S; Special
- ④ Clip Plated
0; No
1; Tin 150 μ "
2; Tin 200 μ "
3; G/F
4; Gold 3 μ "
5; Gold 10 μ "
6; Gold 15 μ "
S; Special
- ⑤ Packing
A:Tray B:Bag
C:Tube D:Tape Reel
- ⑥ Type selection
A:Type1 B:Type2
C:Type3 D:Type4
- ⑦ Series number
05

Unless Otherwise specified tolerance

X. \pm 0.35 X.XX: \pm 0.20
X.X: \pm 0.25 X.XXX: \pm 0.15

SCALE: As Shown UNIT: mm

DRAW YIN CHAO DATE 2026/4/3

CHECK BobYang DATE 2026/4/3



Antenk ANTENK ELECTRONICS CO.,LTD
Http://www.antenk.com
E-mail:sales@antenk.com

TITLE: Machined Socket connectors 2.54 mm:
MFHES series

DRAWING NO: MFHES-03-3-1-C-A-05

PRODUCT NO: MFHES-03-3-1-C-A-05

Δ Update 4 finger to 6 finger

22/03/2018

DATE

REV

DESCRIPTION

1

2

3

4

5

6

7

8