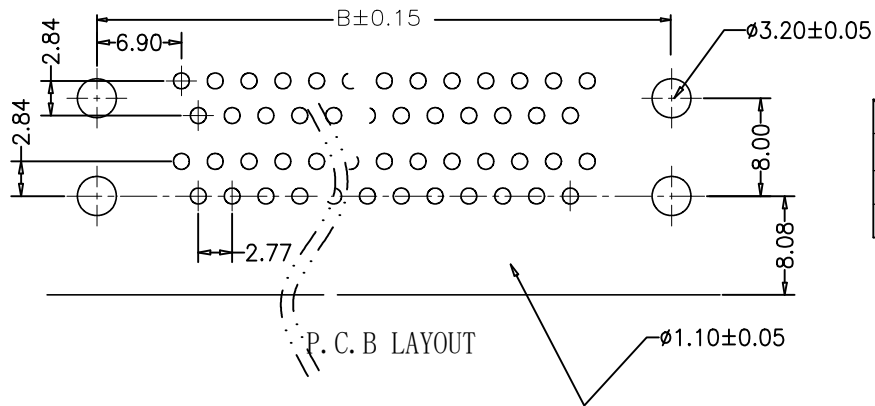
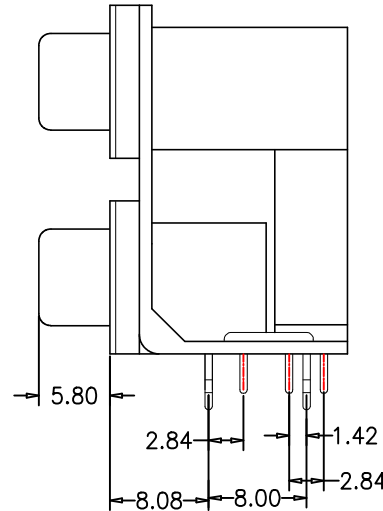
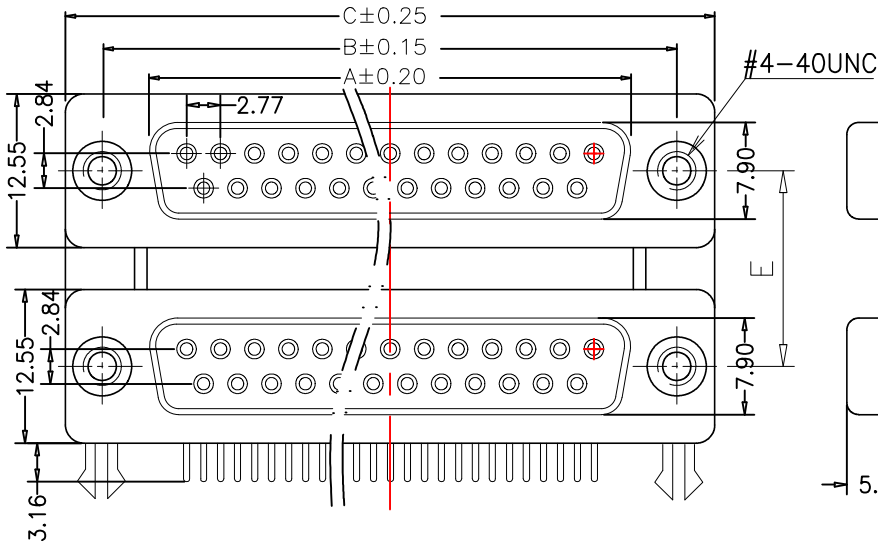


HSF



	P1	P2	P3	P4
A	16.33	24.66	38.38	54.84
B	24.99	33.32	47.04	63.50
C	30.80	39.10	53.00	69.30

Material:

Housing: Temperature Thermoplastics, PBT+G.F UL 94V-0

Contact: Brass or Bronze

Shell: Steel Nickel Plating All Area

Electical Characteristics:

Current Rating: 5A

Contact Resistance: 30 milliohms Max

Withstanding Voltage: 1000V AC For 1 Minute

Insulation Resistance: 5000 Megohms Min

Operating Temperature: -55° C to +105° C

Ordering Code:

DDR01 - FF - X - X - X - B - S
 ① ② ③ ④ ⑤ ⑥ ⑦

① Dual Port Angle DIP

② Contact Type:

FF:Female TO Female

③ Contact NO.:

P1=09 TO 09 P2=15 TO 15

P3=25 TO 25 P4=37 TO 37

④ Row Spacing:

A: Dim. E=15.88mm

B: Dim. E=19.05m

C: Dim. E=22.86mm

⑤ Other Option:

C:Riveted Ground Hooks

with #4-40UNC Open

S1:Riveted Ground Hooks

Pre-Loaded #4-40UNC Hex

screws 4.8mm

S2:Piveted Ground Hooks

Pre-Loaded #4-40UNC Hex

screws 5.8mm

⑥ Color Code:

B:Black L:Blue

W:White G:Grey

⑦ Contact Plating

S: Selective Gold

S1:Selective 3u" Gold

S2:Selective 5u" Gold

S3:Selective 10u" Gold

S4:Selective 15u" Gold

S5:Selective30u" Gold

G0: Gold flash

G1: 3u" Gold over

G2: 5u" Gold over

G3: 10u" Gold over

G4: 15u" Gold over

G5: 30u" Gold over

Unless Otherwise specified tolerance

X. ±0.35 X.XX: ±0.20
 X.X: ±0.25 X.XXX: ±0.15

SCALE: As Shown UNIT: mm

DRAW YIN CHAO DATE 2026/4/3

CHECK BobYang DATE 2026/4/3



Antenk ANTENK ELECTRONICS CO., LTD
 Http://www.antenk.com
 E-mail:sales@antenk.com

TITLE: D-SUB P.C.B Dual Port Right Angle
 Female TO Female(stamped Pin)

DRAWING NO: DDR01-FF-P1-B-S-B-S

PRODUCT NO: DDR01-FF-P1-B-S-B-S

Revise code number S1,S2 option

2019.08.05

REV

DESCRIPTION

DATE