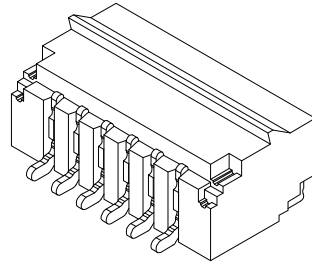
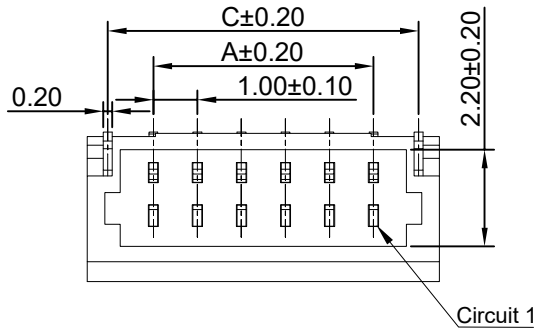


RoHS

REV	ECN NO.	DESCRIPTION	DESIGN	APPROVAL	DATE
A1	NEW	更换图框			2024.07.24



SPECIFICATIONS

1. Current rating: 1A AC, DC
2. Voltage rating: 50V AC, DC
3. Temperature range: -40°C ~ +105°C
4. Insulation resistance: 100MΩ Min.
5. Withstanding voltage: 500V AC/ minute.
6. Contact resistance: 20mΩ Max.

Material:

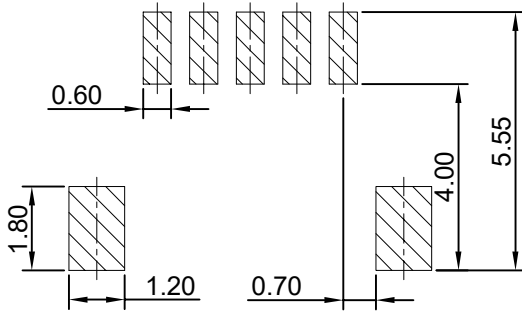
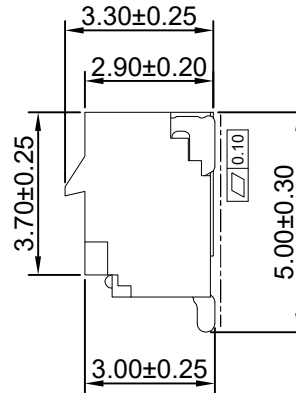
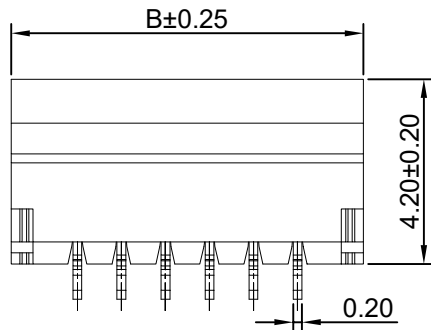
Insulator: LCP UL 94V-0
 Contact: Phosphor Bronze or Brass
 Solder Tab: Brass
 Plating: Matte Tin or gold plated over Nickel
 Circuits: 02~20P
 Mate with: XFCN P1010 series Housing

Ordering Code:

M1010RSF-XXP
 1 2

1. 序列号
2. Pin位数 02-20P

PIN/ROW	Dimension		
	A	B	C
02	1.00	4.00	2.50
03	2.00	5.00	3.50
04	3.00	6.00	4.50
05	4.00	7.00	5.50
06	5.00	8.00	6.50
07	6.00	9.00	7.50
08	7.00	10.00	8.50
09	8.00	11.00	9.50
10	9.00	12.00	10.50
11	10.00	13.00	11.50
12	11.00	14.00	12.50
13	12.00	15.00	13.50
14	13.00	16.00	14.50
15	14.00	17.00	15.50
16	15.00	18.00	16.50
17	16.00	19.00	17.50
18	17.00	20.00	18.50
19	18.00	21.00	19.50
20	19.00	22.00	20.50



Recommended P.C.B Layout
 General Tolerance±0.05

X.±0.50	X.°±
.X±0.25	.X°±
.XX±0.15	.XX°±
.XXX±0.10	.XXX°±
UNITS:	mm

PART NO: M1010RSF-XXP

TITLE: 1.00mm Crimp Style Connectors

APPD: Chen ZhiQiang

CHKD: Liu Wei

DRAW: Chen HongJiang

DATE: 2024.07.24

XFCN 兴飞连接器

0769-82001899

www.xfconn.com

DWG NO: /

VIEW:

SCALE: SHEET: REV:

NONE 1/1 A1

THESE DRAWINGS AND SPECIFICATIONS ARE THE PROPERTY OF XFCN AND SHALL NOT BE REPRODUCED, COPIED OR CUED IN ANY MANNER WITHOUT THE PRIOR WRITTEN CONSENT OF XFCN