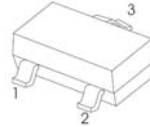




FEATURES

- Complimentary to SS8050

SOT-23



- 1.BASE
2.EMITTER
3.COLLECTOR

MAXIMUM RATINGS AND ELECTRICAL CHARACTERISTICS

MAXIMUM RATINGS (Ta=25°C unless otherwise noted)

Parameter	Symbol	Value	Unit
Collector–Base Voltage	V_{CBO}	40	V
Collector–Emitter Voltage	V_{CEO}	25	V
Emitter–Base Voltage	V_{EBO}	5	V
Collector Current — Continuous	I_C	1.5	A
Collector Power Dissipation	P_C	300	mW
Thermal Resistance From Junction To Ambient	R_{thJA}	417	°C/W
Operation Junction and Storage Temperature Range	T_J, T_{stg}	-55~+150	°C

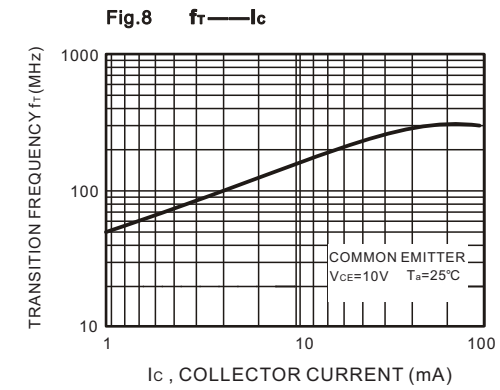
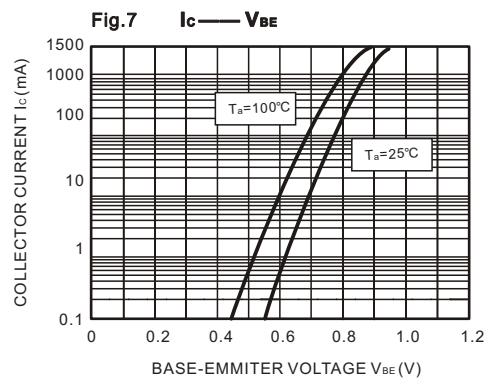
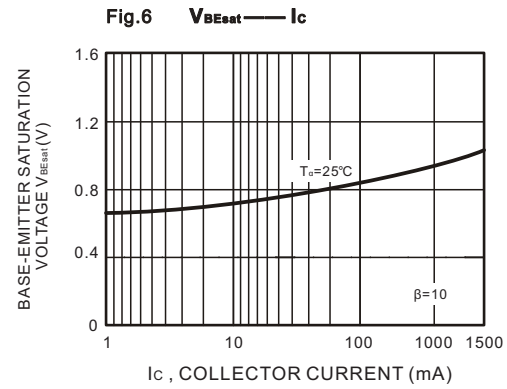
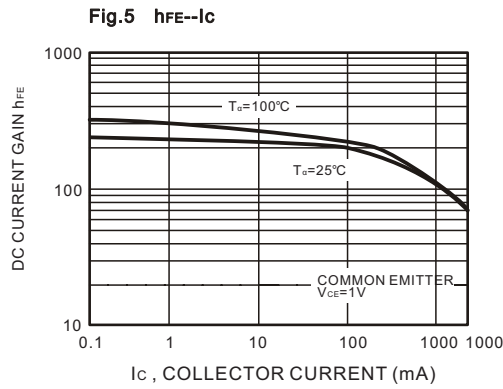
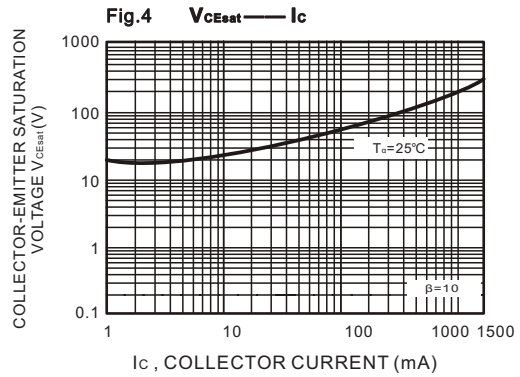
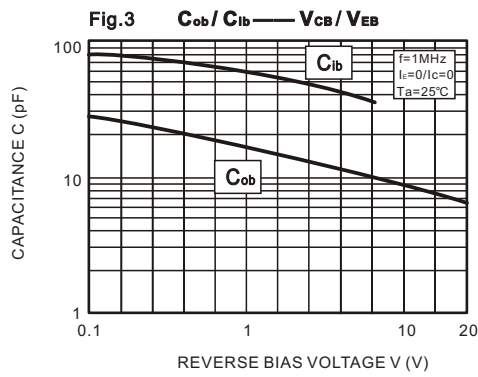
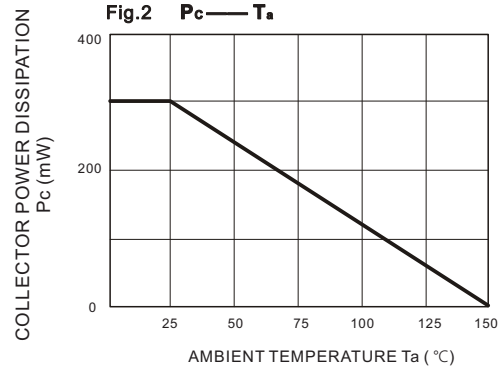

CLASSIFICATION OF h_{FE1}

Rank	L	H	J
Range	120-200	200-350	300-400

ELECTRICAL CHARACTERISTICS (TA = 25°C unless otherwise noted.)

Parameter	Symbol	Test conditions	Min	Typ	Max	Unit
Collector-base breakdown voltage	$V_{(BR)CBO}$	$I_C = 100\mu A, I_E = 0$	40			V
Collector-emitter breakdown voltage	$V_{(BR)CEO}$	$I_C = 0.1\text{ mA}, I_B = 0$	25			V
Emitter-base breakdown voltage	$V_{(BR)EBO}$	$I_E = 100\mu A, I_C = 0$	5			V
Collector cut-off current	I_{CBO}	$V_{CB} = 40V, I_E = 0$			0.1	μA
Collector cut-off current	I_{CEO}	$V_{CE} = 20V, I_E = 0$			0.1	μA
Emitter cut-off current	I_{EBO}	$V_{EB} = 5V, I_C = 0$			0.1	μA
DC current gain	h_{FE1}	$V_{CE} = 1V, I_C = 100mA$	120		400	
	h_{FE2}	$V_{CE} = 1V, I_C = 800mA$	40			
Collector-emitter saturation voltage	$V_{CE(sat)}$	$I_C = 800mA, I_B = 80mA$			0.5	V
Base-emitter saturation voltage	$V_{BE(sat)}$	$I_C = 800mA, I_B = 80mA$			1.2	V
Transition frequency	f_T	$V_{CE} = 10V, I_C = 50mA,$ $f = 30MHz$	100			MHz

RATING AND CHARACTERISTIC CURVES



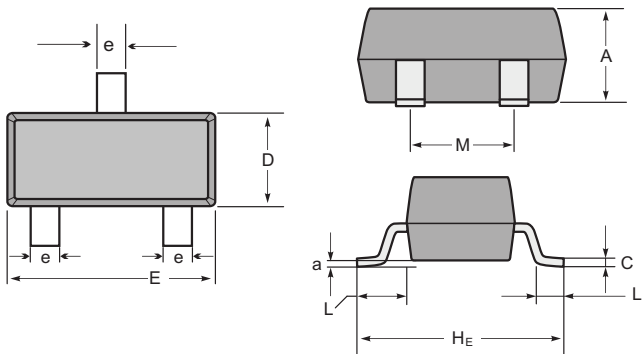
Soldering parameters

Reflow Condition		Pb-Free assembly (see as below)
Pre Heat	-Temperature Min ($T_{s(min)}$)	+150°C
	-Temperature Max($T_{s(max)}$)	+200°C
	-Time (Min to Max) (ts)	60-180 secs.
Average ramp up rate (Liquid us Temp (T_L) to peak)		3°C/sec. Max
$T_{s(max)}$ to T_L - Ramp-up Rate		3°C/sec. Max
Reflow	-Temperature(T_L)(Liquid us)	+217°C
	-Temperature(t_L)	60-150 secs.
Peak Temp (T_P)		+260(+0/-5)°C
Time within 5°C of actual Peak Temp (t_p)		30 secs. Max
Ramp-down Rate		6°C/sec. Max
Time 25°C to Peak Temp (T_P)		8 min. Max
Do not exceed		+260°C



Package Dimensions & Suggested Pad Layout

SOT23



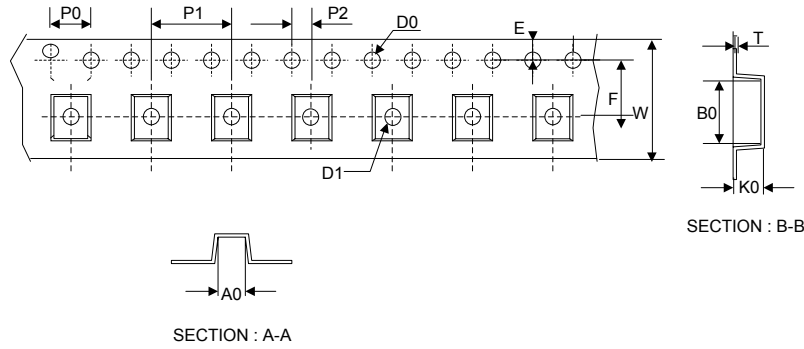
SOT-23 mechanical data

UNIT	A	C	D	E	H _E	e	M	L	L ₁	a	
mm	max	1.1	0.15	1.4	3.0	2.6	0.5	1.95	0.55 (ref)	0.36 (ref)	0.0
	min	0.9	0.08	1.2	2.8	2.2	0.3	1.7			0.15
mil	max	43	6	55	118	102	20	77	22 (ref)	14 (ref)	0.0
	min	35	3	47	110	87	12	67			6

Dimensions	SOT23
Z	2.9
X	0.8
Y	0.9
C	2.0
E	1.35

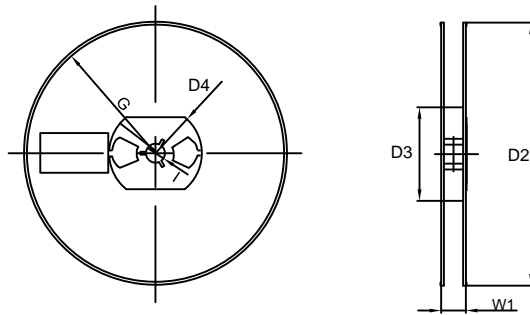
Tape & reel specification

Tape



Symbol	Dimension (mm)
P0	4.00±0.10
P1	4.00±0.10
P2	2.00±0.10
D0	1.55±0.10
D1	1.05±0.10
E	1.55±0.10
F	3.60±0.10
W	8.00±0.10
A0	3.80±0.20
B0	3.25±0.20
K0	1.45±0.10
T	0.25±0.05
D2	178.0±3.0
D3	55Min.
D4	R24.0±3.0
G	R82.0±3.0
I	13.0±2.0
W1	11.0±3.0

7" Reel



Quantity: 3000PCS