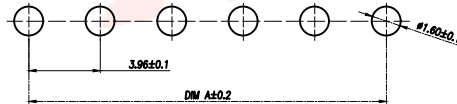
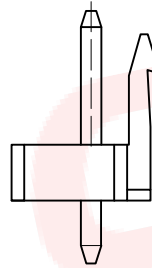
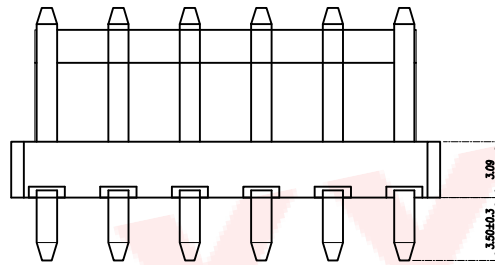
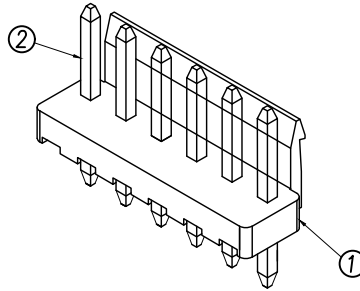
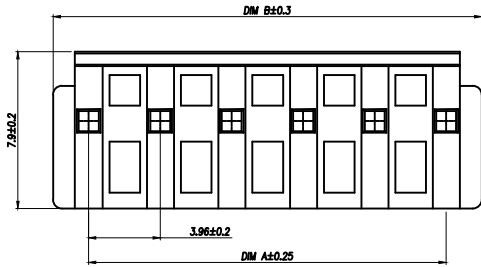


REV.	Q'TY	ECN. NO.	APR.	DATE



SUGGESTED PCB LAYOUT  
(COMPONENT SIDE)

Part No	Pin	A	B
XY-B2P-VH3.96-C	2	3.96	7.92
XY-B3P-VH3.96-C	3	7.92	11.88
XY-B4P-VH3.96-C	4	11.88	15.84
XY-B5P-VH3.96-C	5	15.84	19.80
XY-B6P-VH3.96-C	6	19.80	23.76
XY-B7P-VH3.96-C	7	23.76	27.72
XY-B8P-VH3.96-C	8	27.72	31.68
XY-B9P-VH3.96-C	9	31.68	35.64
XY-B10P-VH3.96-C	10	35.64	39.60
...	...	...	...
XY-B20P-VH3.96-C	20	75.24	79.20

技术要求:

1. 塑件材料: PA66(UL-94V-0)
2. 接触件: 黄铜镀锡
3. 接触电阻:  $\leq 20m\Omega$
4. 绝缘电阻:  $\geq 1000M\Omega$
5. 额定电压: 250V AC DC
6. 额定电流: 3.0A AC DC
7. 耐压: 能承受 1000V AC/Minute
8. 工作温度:  $-25^{\circ}\sim+85^{\circ}$
9. 可焊性试验: 浸锡面积  $>95\%$  温度 235, 时间  $5.5\pm 0.5$  秒
10. 铅和铜等六大有害物质含量要符合环保要求。

DIMENSION IN mm		厦门市辛译精密电子有限公司 Xiamen XinYi Xyecomm Electronics Co.,Ltd			
TOLERANCE UNLESS OTHERWISE SPECIFIED		TITLE: 压接式连接器			
.X $\pm 0.25$	X.* $\pm 3^{\circ}$	APR.	Alex	DWG NO. XY-BNP-VH3.96-C	
.XX $\pm 0.12$	.X* $\pm$	CHK.	Jack	PROJ.  CUSTOMER DRAWING	
.XXX $\pm 0.05$	.XX* $\pm$	DRA.	Can	SIZE A4	SCALE 1:1
				SHEET 1/1	REV. A