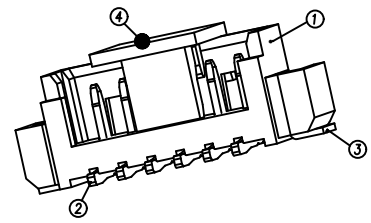
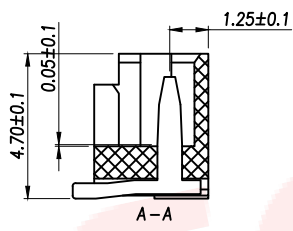
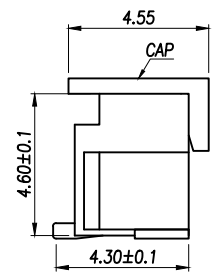
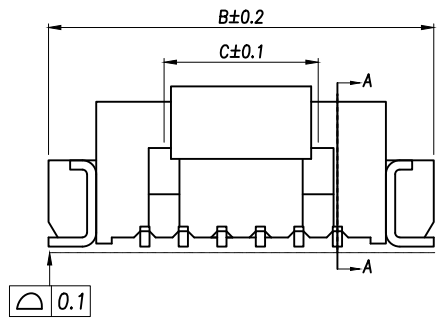
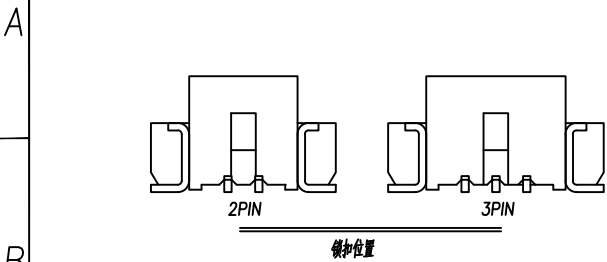


REV.	Q'TY	ECN. NO.	APR.	DATE

Part No	PIN	A	B	C	D
XY-ZZ0125-2PLT	2	1.25	7.50		3.25
XY-ZZ0125-3PLT	3	2.50	8.75		4.50
XY-ZZ0125-4PLT	4	3.75	10.00	2.50	5.75
XY-ZZ0125-5PLT	5	5.00	11.25	3.75	7.00
XY-ZZ0125-6PLT	6	6.25	12.50	5.00	8.25
XY-ZZ0125-7PLT	7	7.50	13.75	6.25	9.50
XY-ZZ0125-8PLT	8	8.75	15.00	7.50	10.75
XY-ZZ0125-9PLT	9	10.00	16.25	8.75	12.00
XY-ZZ0125-10PLT	10	11.25	17.50	10.00	13.25
XY-ZZ0125-11PLT	11	12.50	18.75	11.25	14.50
XY-ZZ0125-12PLT	12	13.75	20.00	12.50	15.75
XY-ZZ0125-13PLT	13	15.00	21.25	13.75	17.00
XY-ZZ0125-14PLT	14	16.25	22.50	15.00	18.25
XY-ZZ0125-15PLT	15	17.50	23.75	16.25	19.50
XY-ZZ0125-16PLT	16	18.75	25.00	17.50	20.75

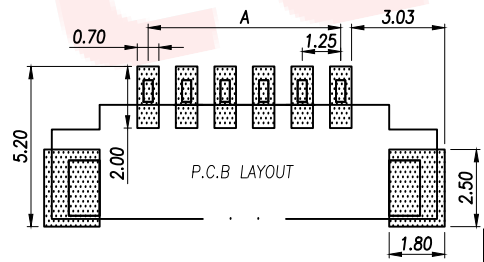
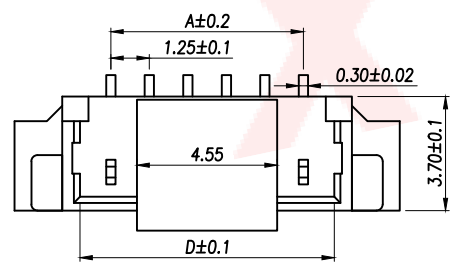


1. 塑件表面应光洁, 无毛边, 无明显收缩, 缺陷, 裂纹等现象.
2. 锁扣窗口: 2~3PIN为1个, >4PIN为2个.
3. 不同PIN位吸盖加入/取出力有差异, 实属正常现象.



NOTES:
 1.BASE: LCP
 2.PIN: Brass
 3.Solder Tab: Brass

SPECIFICATIONS:
 1.Spacing: 1.25
 2.Voltage Rating: 125V AC DC
 3.Current Rating: 1A AC DC
 4.Insulation Resistance: 100MΩ Min
 5.Contact Resistance: 20mΩ Max
 6.Withstanding voltage: 500V AC 1/Minute
 7.Temperatuer Range: -25℃ ~+ 85℃



DIMENSION IN mm		厦门市辛译精密电子有限公司 Xiamen XinYi Xyconn Electronics Co.,Ltd			
TOLERANCE UNLESS OTHERWISE SPECIFIED		APR.	Alex	TITLE: WAFER 1.25 插排	
.X±0.2	.X*± 5'	CHK.	Jack	DWG NO. XY-ZZ0125-NPLT	
.XX±0.1	.X*± 3'	DRA.	Can	PROJ. CUSTOMER DRAWING	
.XXX±0.05	.XX*± 1'	SIZE	A4	SCALE	1:1
		SHEET	1/1	REV.	A