由 Autodesk 教育版产品制作

版本	变更内容	日期	ECN NO.	修改人
X-0	初版发行	24.03.12		

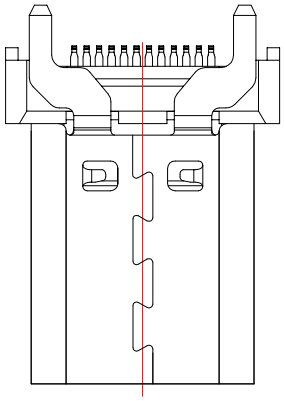

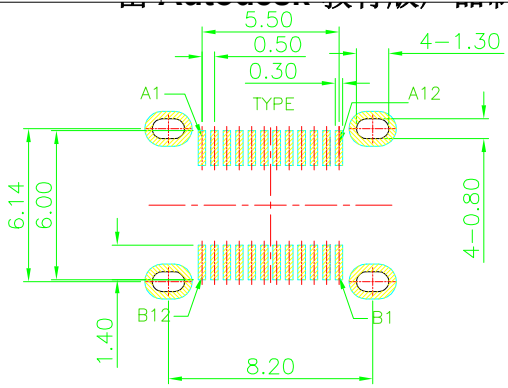

RECOMMEND P.C.B LAYOUT(COMPONENT SIDE)

TOLERANCE FOR PCB LAYOUT IS ± 0.05

NOTE:
1.Contact Resistance:40mOHM Max.;
2.Dielectric Withstanding Voltage:100V AC For 1 Minute;
3.Insulation Resistance:100M OHM Min.;
4.Mating And Unmating Force:
Mating Force: 5~20N
Unmating Force: 8~20N;
6~20N AFTER TEST;
5.Durability:10000 Cycles;

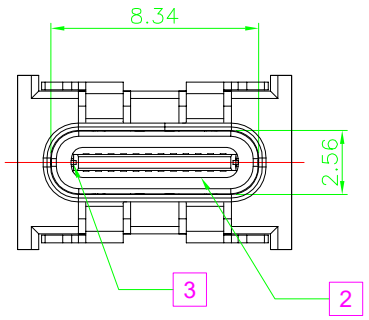

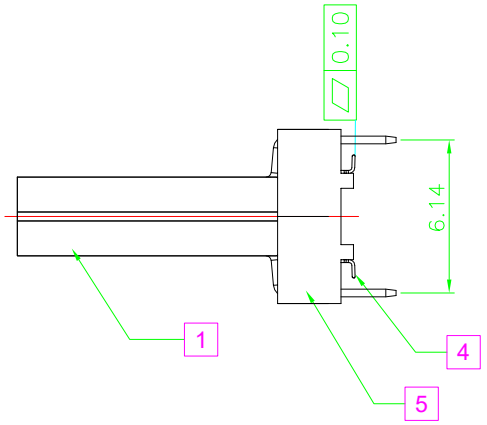

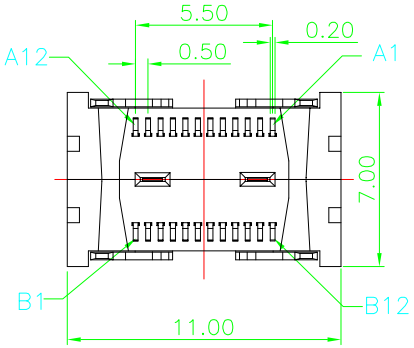

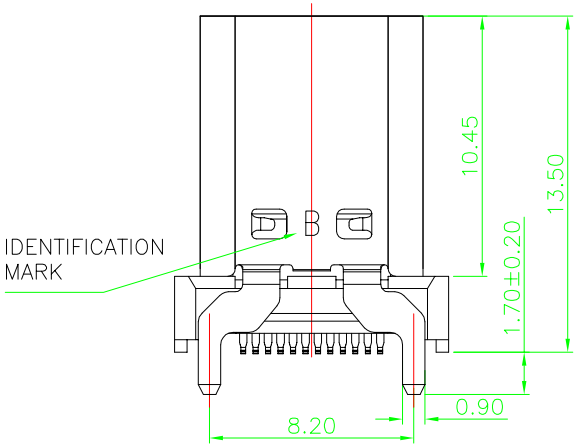

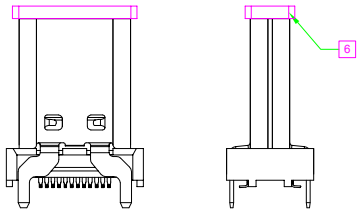

CAP示意图 SC: 1:2

USB TYPE-C PIN ASSIGNMENTS

PIN NUMBER	SIGNAL NAME	PIN NUMBER	SIGNAL NAME
A1	GND	B12	GND
A2	SSTXp1	B11	SSRXp1
A3	SSTXn1	B10	SSRXn1
A4	VBUS	B9	VBUS
A5	CC1	B8	SBU2
A6	Dp1	B7	Dn2
A7	Dn1	B6	Dp2
A8	SBU1	B5	CC2
A9	VBUS	B4	VBUS
A10	SSRXn2	B3	SSTXn2
A11	SSRXp2	B2	SSTXp2
A12	GND	B1	GND

Item	Title	Material	Dispose	Q'TY
1	Shell	SUS304	Ni:30u" Min.	1PCS
2	GND Plate	SUS301		2PCS
3	Mid Plate	SUS301		1PCS
4	Contact	C7025	Mating Area: Gold Solder Tails: Matt Tin	2PCS
5	InsertMolding	LCP E6808	UL 94V-0 Black	1PCS
6	COVER	LCP E6808	UL 94V-0 Black	1PCS

东莞市高钺达电子科技有限公司
惠州市高钺达光电科技有限公司

±0.30	X.° ±2°	单位	mm	制图		品名	USB TYPE C 24PIN立贴H13.5		
±0.20	.X° ±1°	角法		设计		规格	客户图		
±0.15	.XX°	比例	1:1	审核		页数	1/1	料号	TYPE24-L1T1-1350-A
.XXX ±0.05	.XXX°	客户图	版本	X-0	核准	图号		模号	

由 Autodesk 教育版产品制作