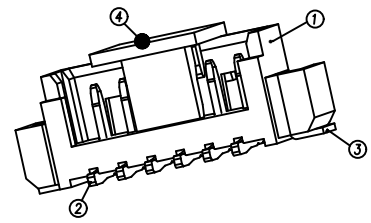
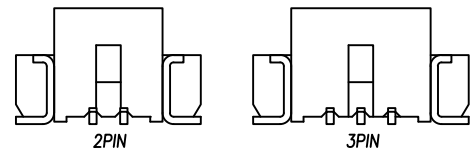
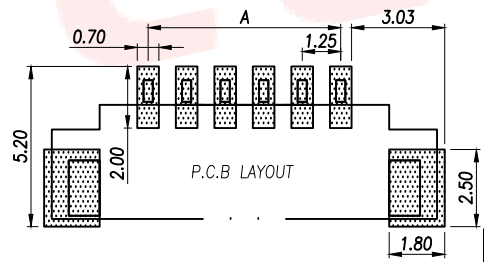
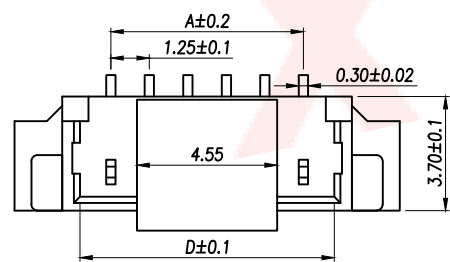
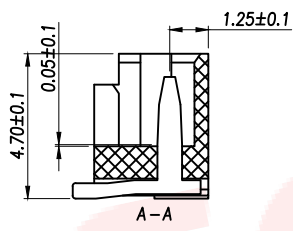
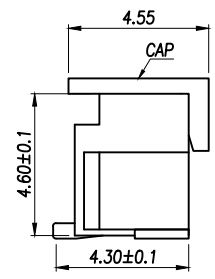
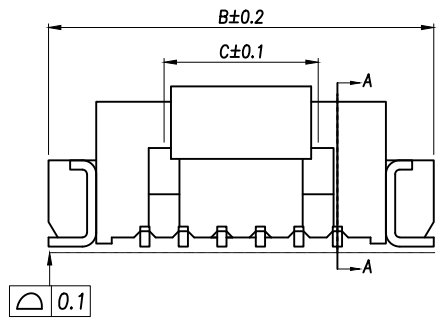


REV.	Q'TY	ECN. NO.	APR.	DATE



1. 塑件表面应光洁、无毛边、无明显收缩、缺陷、裂纹等现象。
2. 锁扣窗口：2~3PIN为1个，≥4PIN为2个。
3. 不同PIN位吸盖加入/取出力有差异，实属正常现象。



Part No	PIN	A	B	C	D
XY-MX1.25-2P-LT-BD	2	1.25	7.50		3.25
XY-MX1.25-3P-LT-BD	3	2.50	8.75		4.50
XY-MX1.25-4P-LT-BD	4	3.75	10.00	2.50	5.75
XY-MX1.25-5P-LT-BD	5	5.00	11.25	3.75	7.00
XY-MX1.25-6P-LT-BD	6	6.25	12.50	5.00	8.25
XY-MX1.25-7P-LT-BD	7	7.50	13.75	6.25	9.50
XY-MX1.25-8P-LT-BD	8	8.75	15.00	7.50	10.75
XY-MX1.25-9P-LT-BD	9	10.00	16.25	8.75	12.00
XY-MX1.25-10P-LT-BD	10	11.25	17.50	10.00	13.25
XY-MX1.25-11P-LT-BD	11	12.50	18.75	11.25	14.50
XY-MX1.25-12P-LT-BD	12	13.75	20.00	12.50	15.75
XY-MX1.25-13P-LT-BD	13	15.00	21.25	13.75	17.00
XY-MX1.25-14P-LT-BD	14	16.25	22.50	15.00	18.25
XY-MX1.25-15P-LT-BD	15	17.50	23.75	16.25	19.50
XY-MX1.25-16P-LT-BD	16	18.75	25.00	17.50	20.75

NOTES:
 1.BASE: LCP
 2.PIN: Brass
 3.Solder Tab: Brass

SPECIFICATIONS:
 1.Spacing: 1.25
 2.Voltage Rating: 125V AC DC
 3.Current Rating: 1A AC DC
 4.Insulation Resistance: 100MΩ Min
 5.Contact Resistance: 20mΩ Max
 6.Withstanding voltage: 500V AC 1/Minute
 7.Temperatuer Range: -25℃ ~+ 85℃

DIMENSION IN mm		厦门市辛译精密电子有限公司 Xiamen XinYi Xyecomm Electronics Co.,Ltd			
TOLERANCE UNLESS OTHERWISE SPECIFIED		APR.	Alex	TITLE: WAFER 1.25 封盖	
.X±0.2	.X*± 5'	CHK.	Jack	DWG NO. XY-MX1.25-NP-LT-BD	
.XX±0.1	.X*± 3'	DRA.	Can	PROJ. CUSTOMER DRAWING	
.XXX±0.05	.XX*± 1'	SIZE	A4	SCALE	1:1
			SHEET	1/1	REV. A