

Features

- Ultra low leakage: nA level
- Operating voltage: 15V
- Low clamping voltage
- Complies with following standards:
 - IEC 61000-4-2 (ESD) immunity test
 - Air discharge: $\pm 30\text{kV}$
 - Contact discharge: $\pm 30\text{kV}$
 - IEC61000-4-5 (Lightning) 130A (8/20 μs)
- RoHS Compliant

Mechanical Characteristics

- Package: DFN2X2-3
- Lead Finish: Matte Tin
- Case Material: "Green" Molding Compound.
- UL Flammability Classification Rating 94V-0
- Moisture Sensitivity: Level 3 per J-STD-020
- Shipping Qty : 3000pcs/7Inch Tape & Reel

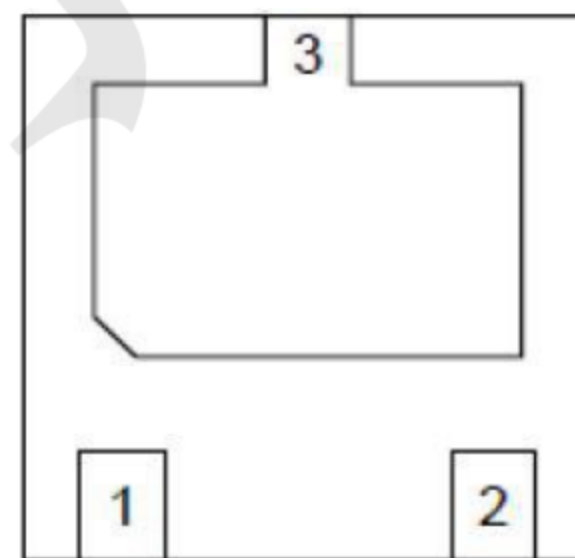
Applications

- Power Management
- Industrial Application
- Power Supply Protection

Dimensions and Pin Configuration



Circuit Diagram



Transparent top view

Pin Schematic

Absolute Maximum Ratings (Tamb=25°C unless otherwise specified)

Parameter	Symbol	Value	Unit
Peak Pulse Power (tp=8/20μs waveform)	P _{pp}	4400	W
Peak Pulse Current (8/20μs)	I _{pp}	130	A
ESD per IEC 61000-4-2 (Air)	VESD	±30	kV
ESD per IEC 61000-4-2 (Contact)		±30	
Operating Temperature Range	T _J	-55 to +125	°C
Storage Temperature Range	T _{stg}	-55 to +150	°C

Electrical Characteristics (TA=25°C unless otherwise specified)

Parameter	Symbol	Min	Typ	Max	Unit	Test Condition
Reverse Working Voltage	V _{RWM}			15	V	
Breakdown Voltage	V _{BR}	16.5			V	I _T = 1mA
Reverse Leakage Current	I _R			1.0	μA	V _{RWM} = 15V
Clamping Voltage	V _C			21	V	I _{PP} = 20A(8x20μspulse)
Clamping Voltage	V _C		22		V	I _{PP} = 30A(8x20μspulse)
Clamping Voltage	V _C		29	34	V	I _{PP} = 130A(8x20μspulse)
Junction Capacitance	C _J			1000	pF	V _R = 0V, f = 1MHz

Typical Performance Characteristics ($T_A=25^\circ\text{C}$ unless otherwise Specified)

Fig1. 8/20 μs Pulse Waveform

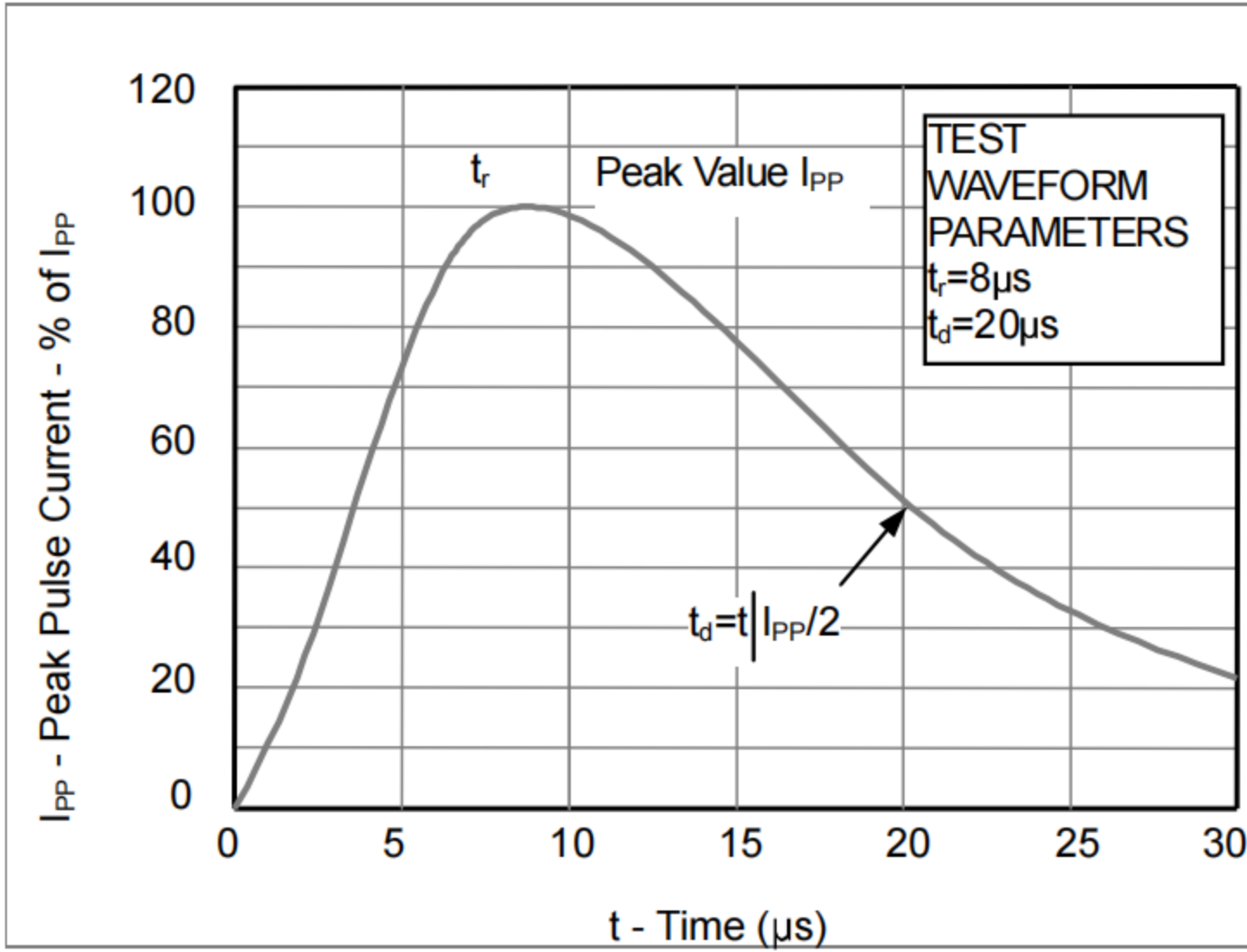


Fig2. ESD Pulse Waveform (according to IEC 61000-4-2)

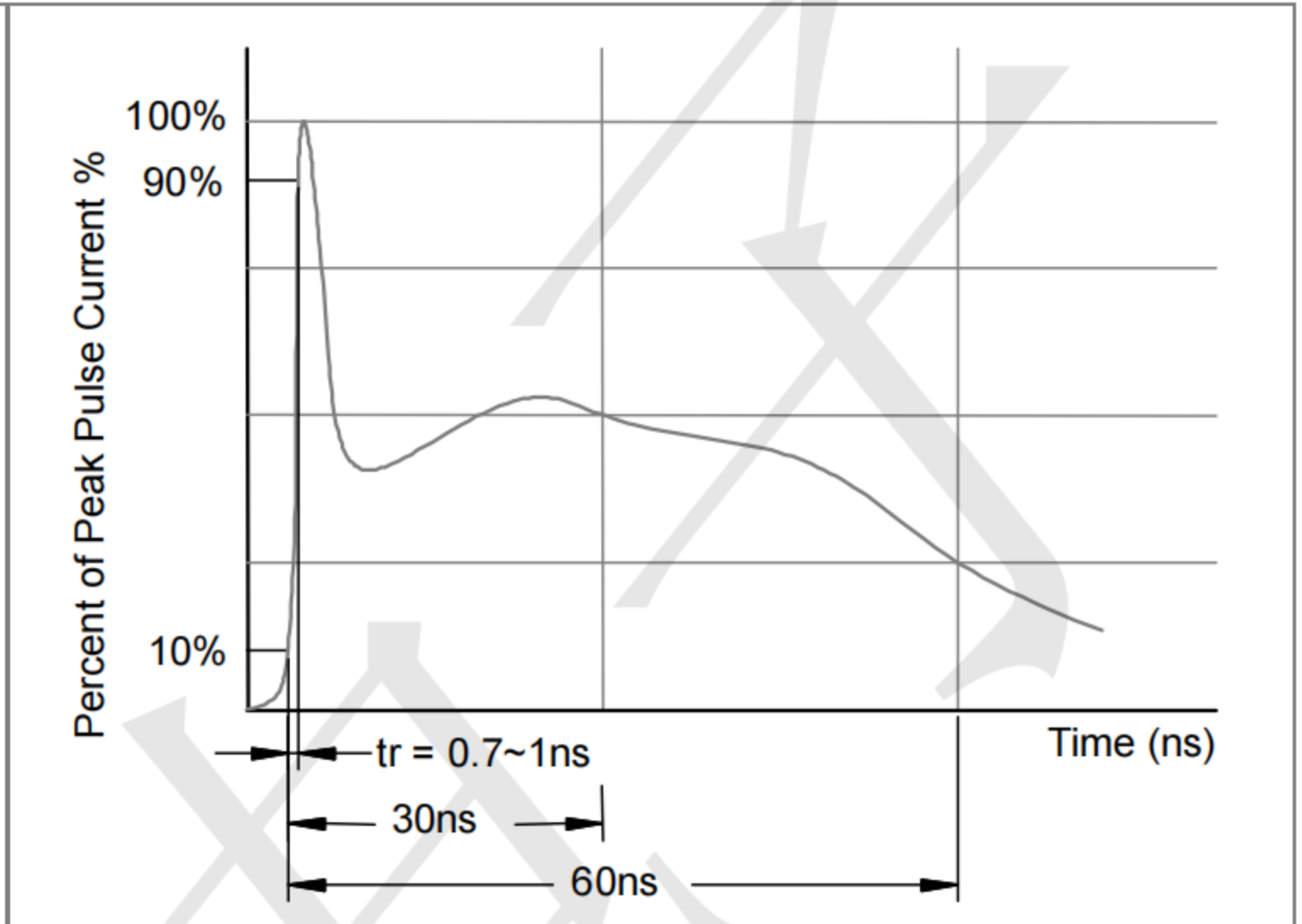
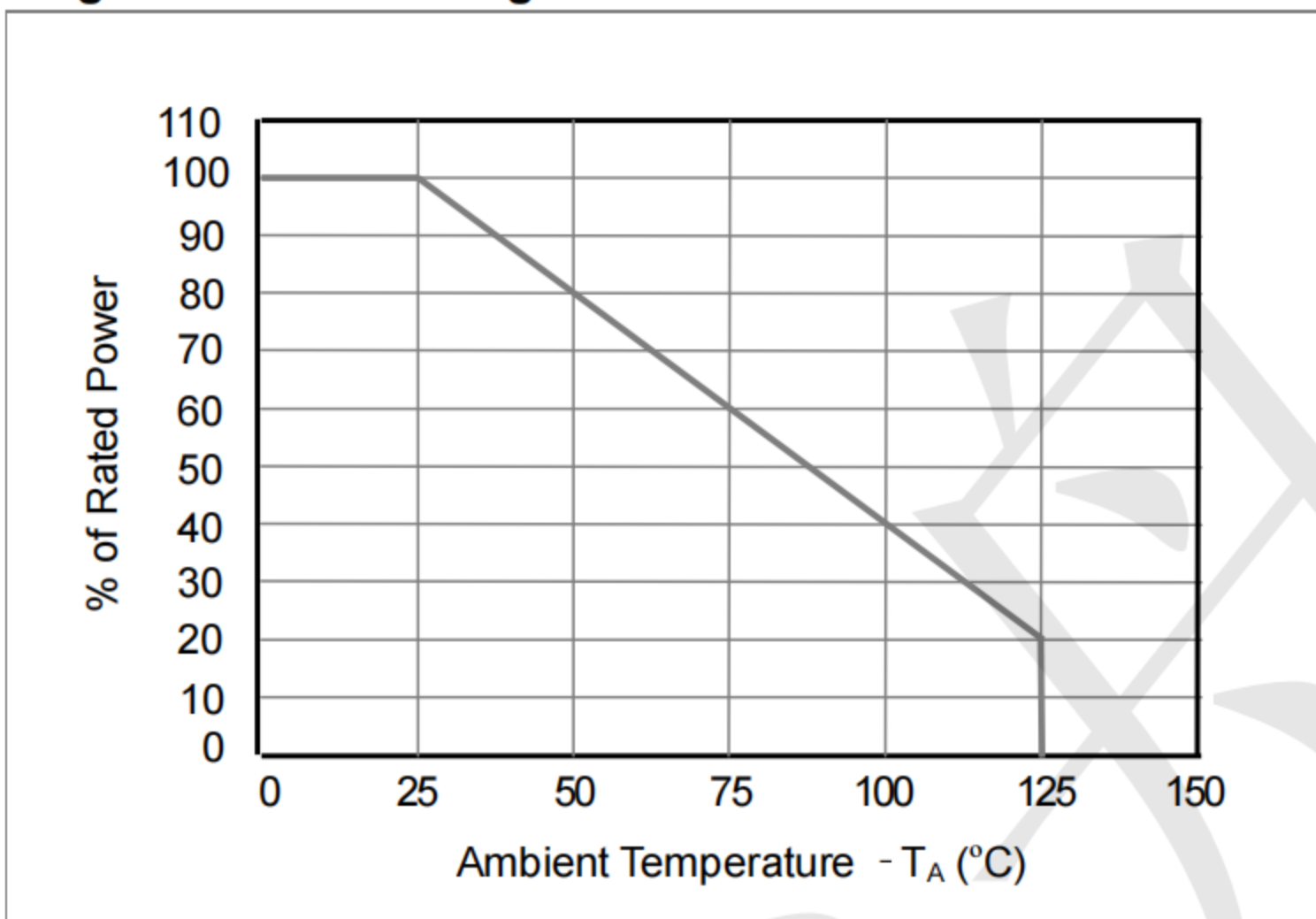
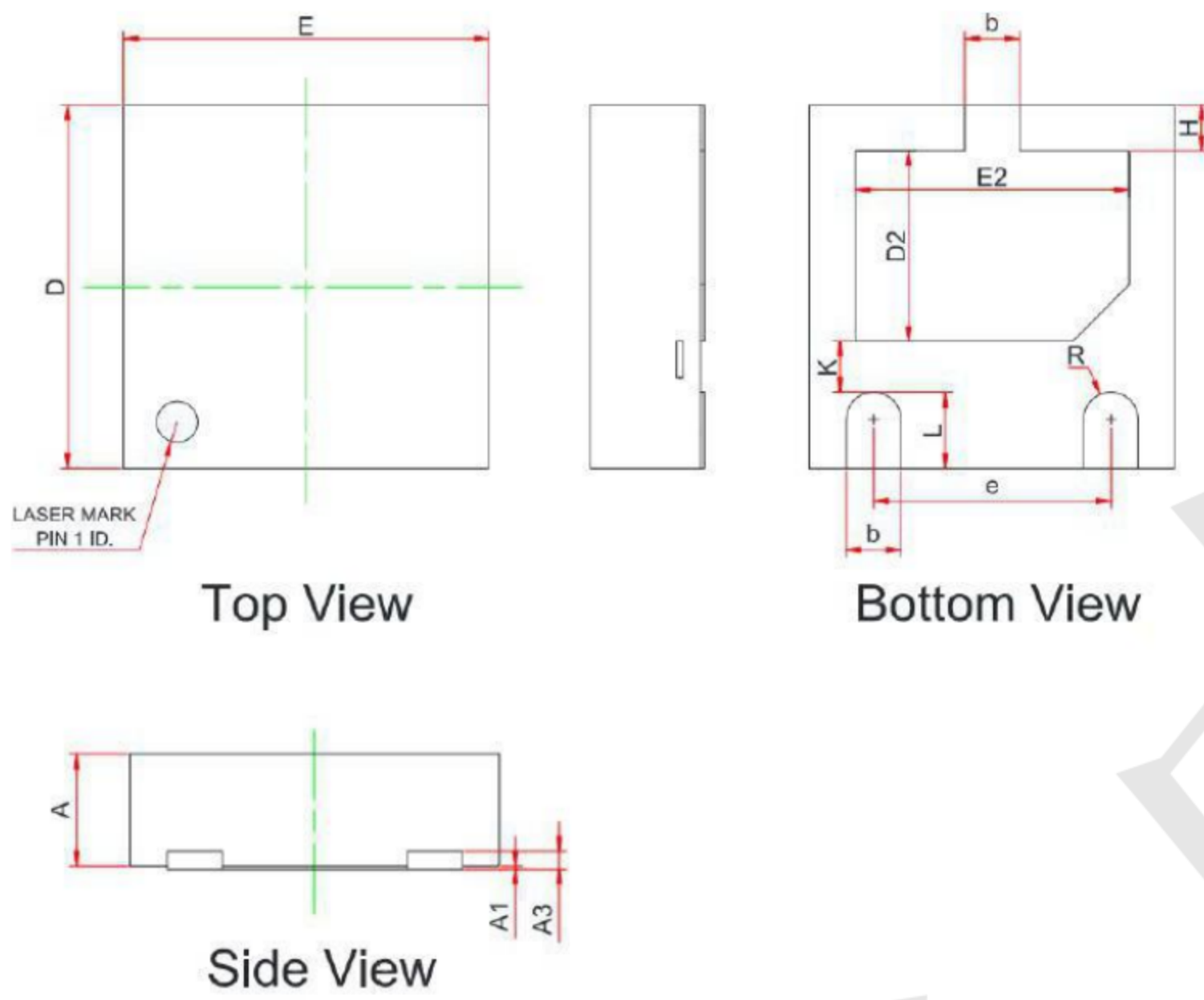


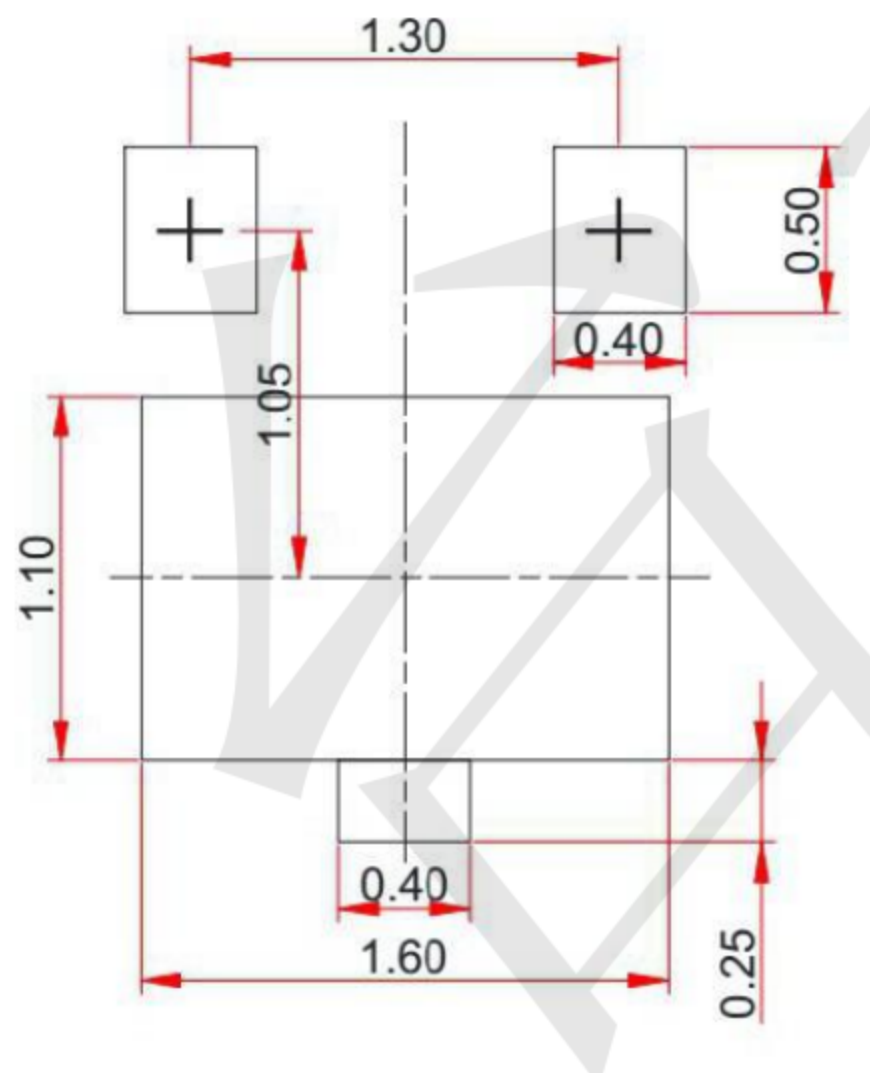
Fig3. Power Derating Curve



Outline Drawing - DFN2X2-3



Land Pattern -DFN2X2-3



SYM	DIMENSIONS MILLIMETERS		
	MIN	NOM	MAX
A	0.55	0.60	0.65
A1	0.00	0.02	0.05
A3	0.10REF		
b	0.25	--	0.35
D	1.90	--	2.10
E	1.90	--	2.10
D2	0.95	--	1.15
E2	1.40	--	1.60
e	1.20		1.40
H	0.20	--	0.30
K	0.20		0.40
L	0.35	--	0.45
R	0.13	--	--