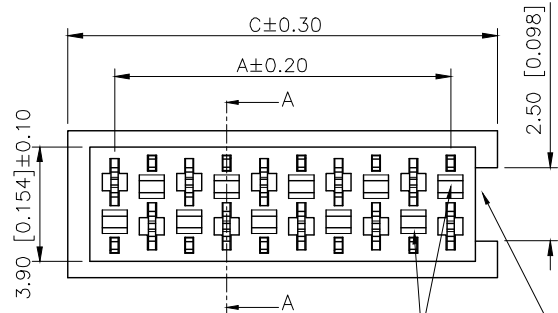
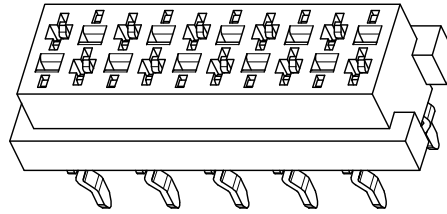


REVISIONS					
REV.	ECN NO.	LOCATION	DESCRIPTION	DATE	DESIGN
A1	N/A			2025.03.25	
A2	N/A			2026.03.09	



REFERENCE WATING INTERFACE PATTERN:
1.27 SRAGGERED PITCH x 1.5 ROW-DISTANCE.

POLARISATION SILT



SPECIFICATIONS

- Voltage rating:500V AC/DC
- Current rating:1A AC/DC
- Withstanding Voltage:1000V AC/minute
- Temperature range:-40°C~+125°C
- Insulation resistance: 1000MΩ
- Contact resistance ≤20mΩ
- After environment testing ≤30mΩ

PART NO.:

X9127 F V-10 A-9T SN RE

Series No

Category:F-Female

Welding Board Angle:R-Stright 90°

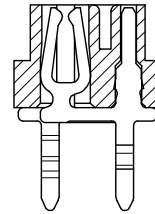
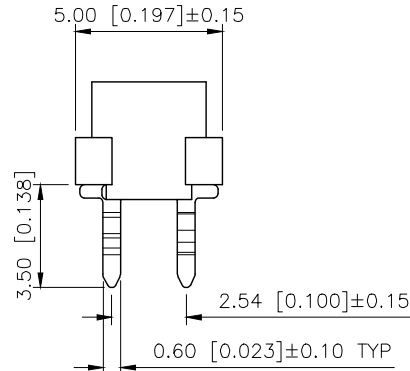
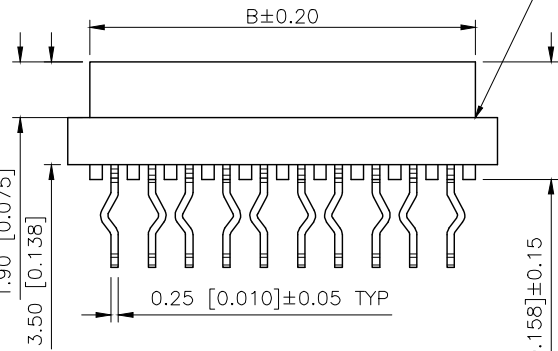
Row No.Pin No:XX-04~26Pin

Special No:A-No ears, no platform, single missing

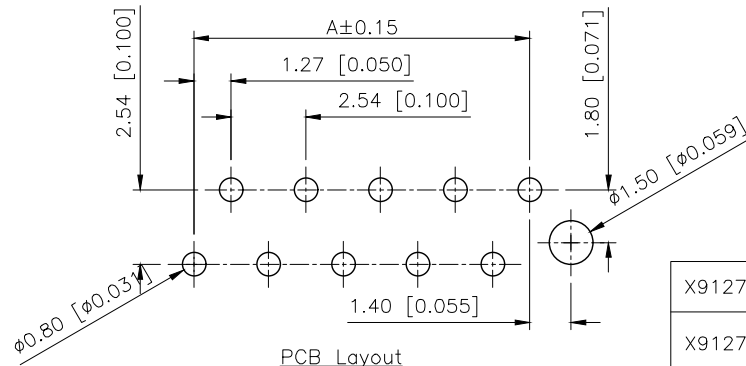
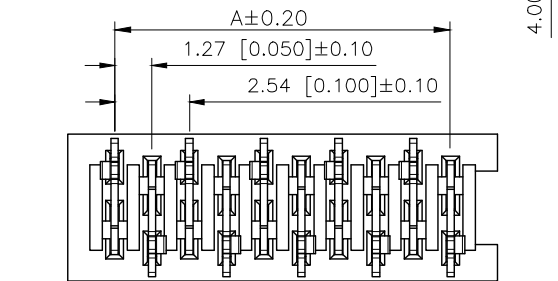
Material: 9T-Nylon 9T UL 94V-0

Plating Category: SN-Bright tin Plating

Color: RE-Red ; RD-Purplish red



SECTION:A-A
SCALE:1:1



PCB Layout

Poles	Dimensions(mm)			Poles	Dimensions(mm)		
	A	B	C		A	B	C
4	3.81	5.50	6.99	16	19.05	20.74	22.23
6	6.35	8.04	9.53	18	21.59	23.28	24.77
8	8.89	10.58	12.07	20	24.13	25.82	27.31
10	11.43	13.12	14.61	22	26.67	28.36	29.85
12	13.97	15.66	17.15	24	29.21	30.90	32.39
14	16.51	18.20	19.69	26	31.75	33.44	34.93

X9127FV-10A-9TNSRD	purplish red	PA9T UL 94V-0	Brass	Tin-Plated	X9127W
X9127FV-10A-9TNSRE	Red				
PART NO	Color	Material	Material(Pin)	Finish(Pin)	Suitable XKB Wafer

AuGLAR	±5°
X.	±0.40
X.x	±0.30
X.xx	±0.20
X.xxx	±0.15
UNSPECIFIED TOLERANCES	



DESIGN
CHECKED
APPROVED

VIEW: UNIT: mm/in
SIZE: A4

MODEL TYPE:
1.27mm Crimp Style Connectors()
PART NO.:
X9127FV-10A-9TNSRE
DWG NO.:

XKB INDUSTRIAL PRECISION CO.,LIMITED

SCALE	PAGE	REVISION
N/A	1/1	A2