

承 认 书

SPECIFICATION FOR APPROVAL

客户名称

Customer name

客户料号

Customer material No.

产品名称

Product name

贴片保险丝 (6125.2410.1808)

产品型号

Product model

送样日期

Deliver date

年

月

日

本司确认 (TRX APPROVAL)

检验 Inspection	校对 Proofreading	批准 Approval	签章 Signature
唐军	唐盛华	罗雄	

客户确认 (CUSTOMER APPROVAL)

检验 Inspection	校对 Proofreading	批准 Approval	签章 Signature

确认结果 Verify the results:

合格 Qualified

不合格 Unqualified

其他 Other

规格承认书

Specification for approval



表面贴装保险丝 300V

产品名称: SSF 系列 2410/6125/1808 快断型

Product Type: SSF Series 2410/6125/1808 *Fast-Acting*

Surface Mount Fuse 300V

Dongguan Reomax Electronics Technology Co., Ltd

电话: +86-769-88030405 传真: +86-769-85635648

厂址: 广东省东莞市大岭山镇大塘村地塘岭工业园

网址: <http://www.reomaxfuse.com> <http://www.reomax-china.com>

Reomax Electronics (HK) Limited

Add: 5th Floor, Bright way tower, No.33 Mong kok road, Kowloon Hong Kong.

Web: <http://www.reomaxfuse.net>



产品特性及应用范围 / Description, Features and Applications

本产品适用于各类电子设备电路初、次级电路板的过流保护，广泛应用于固态照明、电池充电、消费电子、电子镇流器、LED AC/DC 电源供应、网络通信、医疗仪器及工业控制器等领域。

Descriptions:

REOMAX 6125 series Fast-Acting square Surface Mount fuses are ceramic tube/end cap constructions, RoHS compliant, Halogen Free and lead(Pb) exempts of the requirements of RoHS Directive(2002/95/EC), with U.S. (UL/CSA) safety agency approvals. Provide board level primary and secondary circuit protection in a wide variety of applications. With excellent inrush current withstanding capability, excellent reliability for thermal and mechanic shock, also have a high reliability and stable solder ability, end caps are available in gold/silver/nickel plated.

Features:

- *Fast-Acting (Fast-Acting)*
- *Wide range of current rating available*
- *Low temperature de-rating*
- *Tape and Reel for automatic placement*
- *Small size(6.1mm*2.5mm)*
- *Wide operating temperature range*
- *RoHS compliant*
- *Conflict free metals*

Applications:

- LED lighting
- LCD backlight inverter
- PC server
- Wireless base station
- Digital camera
- Notebook PC
- Portable Devices
- Cooling fan system
- White goods
- Industrial equipment
- Battery devices
- Power supply
- Storage system
- Game console
- Medical equipment
- LCD/PDP devices
- Networking devices
- Telecom system
- Office equipment
- Automotive devices

1. 安规认证标准及编号 / Standards and Agency Approvals

2.1 执行标准：遵循 UL 248-14。

Standards: In accordance with UL 248-14.

2.2 认证范围 Certification:

安规标准 Agency	认证范围 Ampere Range	证书编号 Agency File Number
UL	50mA ~ 7A	E340427(JDYX2)
cUL	50mA ~ 7A	E340427(JDYX8)

1.3 目录编号 Catalogue No., ● 已认证 Approved / ○ 认证中 Pending

目录编号 Catalog No.	额定电流 Ampere Rating	额定电压 Voltage Rating	分断能力 Breaking Capacity	冷阻值 Nominal Cold Resistance (Ohms)	熔化热能 I ² T Melting Integral(A ² .S)	安规认证 Agency Approvals	
						RU [®]	CU [®]
SSF0160	160mA	300VAC	50A@300VAC 50A@250VAC 200A@125VAC	2.308	0.056	●	●
SSF0200	200mA			1.655	0.060	●	●
SSF0250	250mA			1.456	0.063	●	●
SSF0300	300mA			0.855	0.190	●	●
SSF0315	315mA			0.656	0.200	●	●
SSF0375	375mA			0.605	0.328	●	●
SSF0400	400mA			0.580	0.335	●	●
SSF0500	500mA			0.302	0.471	●	●
SSF0600	600mA			0.268	0.771	●	●
SSF0630	630mA			0.259	0.982	●	●
SSF0700	700mA			0.233	2.102	●	●
SSF0750	750mA			0.227	2.230	●	●
SSF0800	800mA			0.205	2.375	●	●
SSF1100	1A			0.129	3.685	●	●
SSF1125	1.25A			0.095	3.755	●	●
SSF1150	1.5A			0.089	6.751	●	●
SSF1160	1.6A			0.078	6.800	●	●
SSF1200	2A			0.039	12.140	●	●
SSF1250	2.5A			0.036	16.005	●	●
SSF1300	3A			0.028	21.550	●	●
SSF1315	3.15A			0.027	25.740	●	●
SSF1350	3.5A			0.026	30.041	●	●
SSF1400	4A			0.020	43.201	●	●
SSF1500	5A			0.015	55.240	●	●
SSF1600	6A			0.013	75.205	●	●
SSF1630	6.3A			0.011	93.540	●	●
SSF1700	7A	0.010	97.100	●	●		
SSF1800	8A			0.009	102	○	○
SSF2100	10A			0.007	113	○	○

- *: These catalog no. cold resistance and I²t value are pending due to fuse elements shall be customized;
- DC Cold Resistance are measured at <10% of rated current in ambient temperature of 25°C;
- Typical Pre-arching I²t are calculated at 10*I_n Current or 8ms;
- Min Interrupting Rating: 1.35*I_n.

2. 产品标示 / Product Marking

保险丝上需有下列标示 / The fuses shall have the following markings

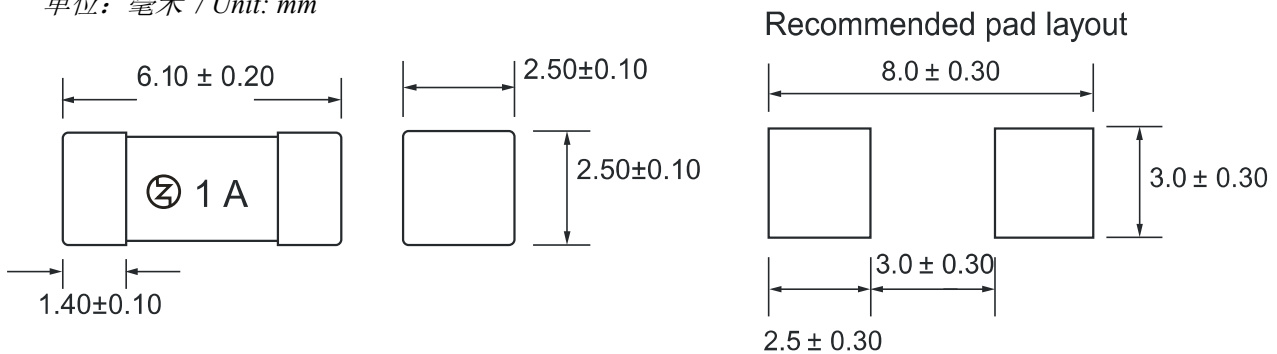
示例 Example:

	1A	①	制造厂商标识/REOMAX Trade Mark: 
①	②	②	额定电流/Rated Current (A): ___A 或 or ___mA

注: 对于标示的大小和位置没有规定 / Note: Size and position of the markings shall not be provided.

3. 结构及尺寸 / Dimensions and Structure

单位: 毫米 / Unit: mm



4. 材料明细 / Material Details

编号 NO.	零件名称 Part Name	材质 Material
①	端帽 End caps	黄铜镀金 Gold Plated Brass Cap
②	主体 Body	陶瓷管 Non-Transparent Square Ceramic Tube
③	熔丝 Fuse element	合金 Cu-Ag Alloy wire

5. 产品特性 / Product Characteristics

编号 NO.	项目 Item	内容 Content	参考标准 Reference standards
1	产品标识 Product Marking	Brand, Ampere Rating	REOMAX marking standards
2	工作温度	-55°C to 125°C	IEC60068-2-1/2

	Operating Temperature		
3	可焊性 Solderability	T=240°C ± 5°C , t=3sec ± 0.5sec, Coverage ≥ 95%	MIL-STD-202, Method 208
4	耐焊接热 Resistance to Soldering Heat	10 sec at 260°C	MIL-STD-202, Method 210, Test condition B
5	绝缘阻抗 Insulation Resistance (after Opening)	10,000 ohms minimum	MIL-STD-202, Method 302, Test Condition A
6	热冲击 Thermal Shock	5 cycles, -65°C / +125°C, 15 minutes at each extreme	MIL-STD-202, Method 107, Test Condition B
7	机械冲击 Mechanical Shock	100G's peak for 6 milliseconds, 3cycles	MIL-STD-202, Method 213, Test I
8	振动试验 Vibration	0.03" amplitude, 10-55 Hz in 1 min. 2hrs each XYZ=6hrs	MIL-STD-202, Method 201
9	耐湿性 Moisture Resistance	10 cycles	MIL-STD-202, Method 106
10	盐雾试验 Salt Spray	5% salt solution, 48hrs	MIL-STD-202, Method 101, Test Condition B

6. 电气特性 / Electrical Characteristics

7.1 实验条件: Test Condition

所有测试环境温度为 25±5°C。

All electrical test is to be conducted with the ambient air at a temperature of 25±5°C.

7.2 分断能力 Interrupting Rating:

保险丝承受分断能力: 50A@250Vac, 50A@300Vac.

Breaking Capacity: 50A@250Vac, 50A@300Vac.

7.3 熔断时限 / Operating Characteristics

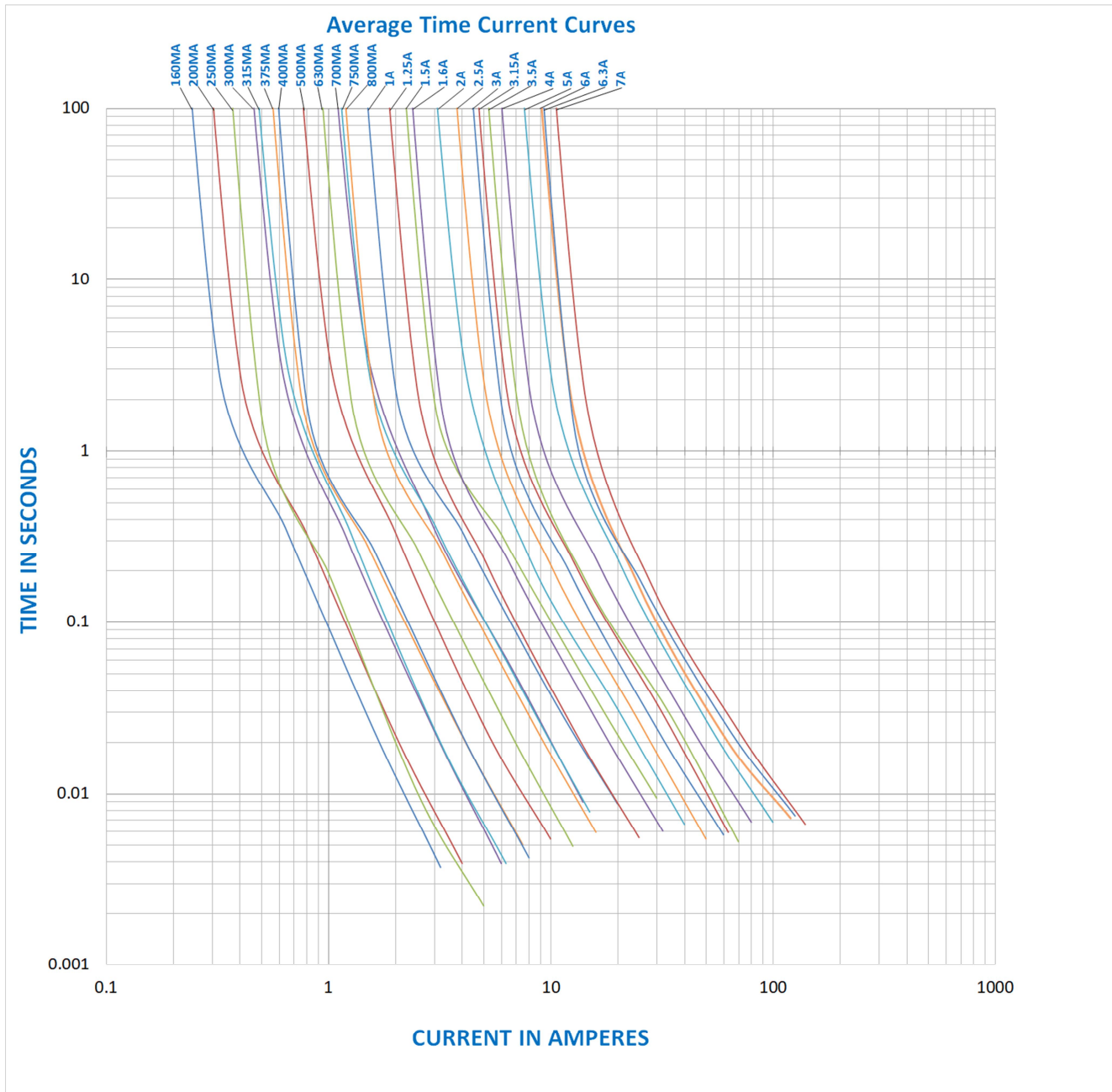
额定电流 Rated Current	额定电流的% % of Ampere Rating(In)	熔断时间 Blowing Time
160mA-7A	100% * In	大于 4 小时(4 hours Min)
500mA-7A	200% * In	小于 120 秒 (120 sec Max)

160mA-400mA

210% * In

小于 120 秒 (120 sec Max)

7.4 平均时间电流曲线图 / Average Time Current Curves

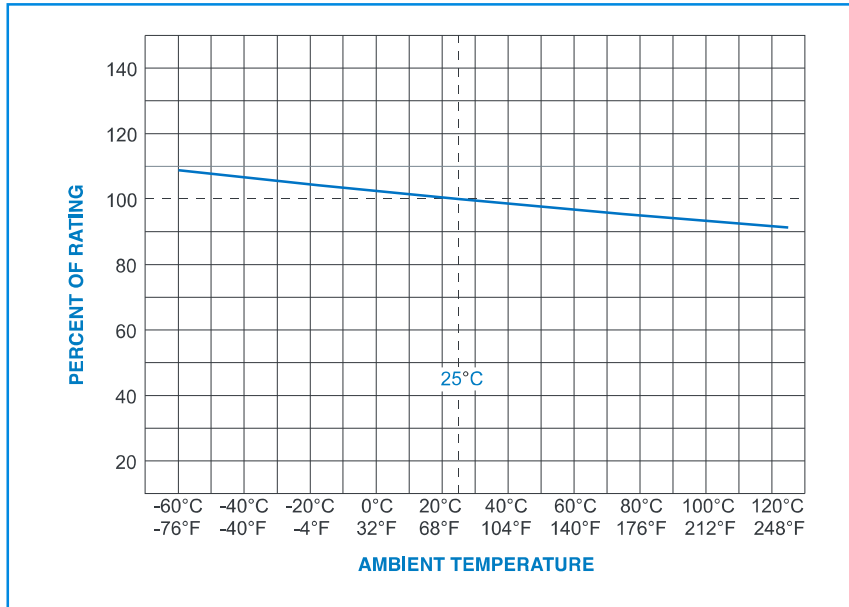


7. 环境特性 / Environmental Characteristic

若操作环境温度超出 $25 \pm 5^\circ\text{C}$ 范围, 在选用保险丝规格时, 需考虑操作环境温度对保险丝的影响, 请参照如下: 温度-电流曲线图。

When choosing the fuse's specification, if the operating environmental temperature beyond the scope from $20 \sim 30^\circ\text{C}$, engineer should consider the environmental temperature's affection to fuses.

Please refer: Temperature Derating Curve:



8. 建议焊接参数 / Recommended Soldering Parameters

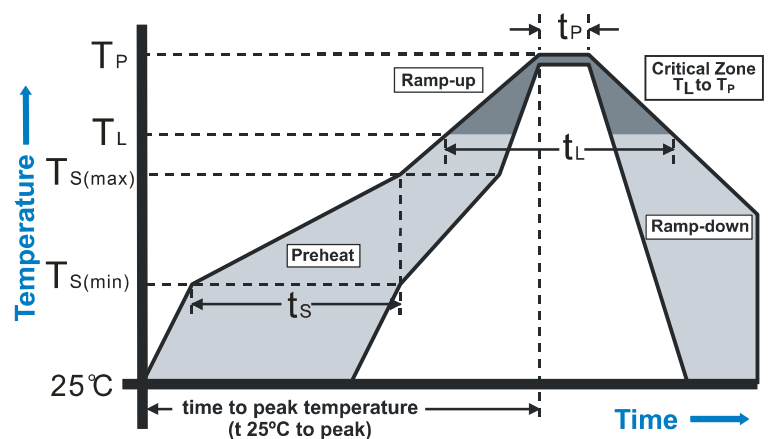
A. 波峰/回流焊参数 / Wave / Reflow Soldering Parameters:

锡膏工艺 / Solder paste process.

锡炉温度 / Solder Pot Temperature: 260°C Max

焊接时间 / Solder Dwell Time: 5 seconds max

Reflow Condition		Pb-Free assembly
Average ramp-up rate (Ts(max) to Tp)		5°C / second max.
Preheat	Temperature Min (Ts(min))	150°C
	Temperature Max (Ts(max))	200°C
	Time (Min to Max) (ts)	60-120 seconds
Reflow	Temperature (TL)	220°C
	Time Max (tL)	60 seconds
Peak Temperature (Tp)		260°C max
Ramp-down Rate		5°C/second max
Time 25°C to peak Temperature (Tp)		8 minutes max



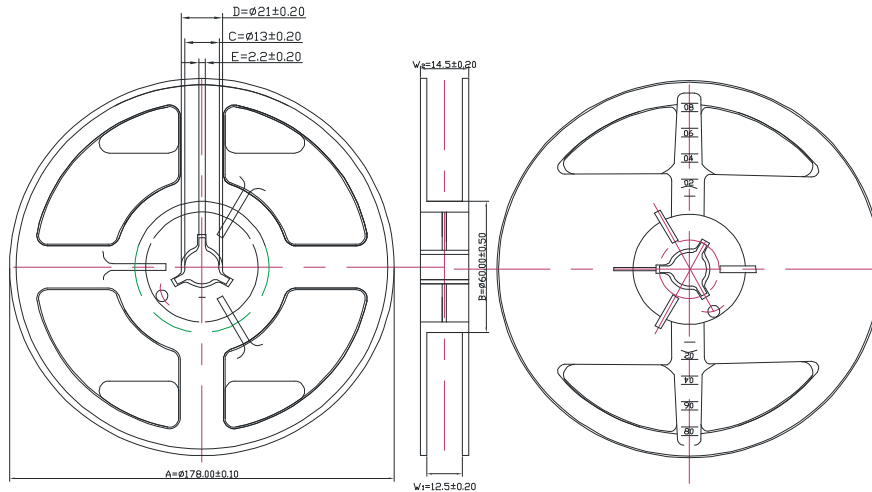
B. 手工焊参数 / Hand-Solder Parameters:

烙铁温度 / Solder Iron Temperature: 300 ± 5°C

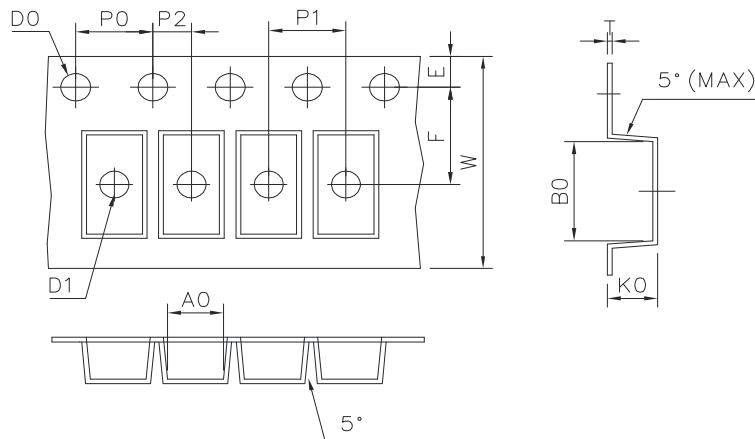
焊接时间 / Heating Time: 1~2 s Max

9. 包装 / Packaging

1500 个每卷/ 1,500 pcs in 7 inches dia. reel, 12mm wide tape, EIA Standard 481



Item	A	B	C	D	E	W1	W2
Spec.(mm)	178±0.10	60±0.50	13±0.20	21±0.20	2.2±0.20	12.5±0.20	14.5±0.20



Item	A ₀	B ₀	D ₀	D ₁	E	F
Spec.(mm)	2.70±0.10	6.40±0.10	1.50±0.10	1.50±0.25	1.75±0.10	5.50±0.10
Item	K ₀	P ₀	P ₁	P ₂	W	t
Spec.(mm)	2.70±0.10	4.00±0.10	4.00±0.10	2.00±0.10	12.00±0.15	0.25±0.05

10. 其他 / Others

11.1 如果在使用中有超出本规格书的要求，须经双方协商确认。

In the event that an impropriety is found beyond this specification, it shall be fixed by mutual agreement between the parties.

附件 I: 安规证书 / Appendix I: Safety approval certificates