

承 认 书

SPECIFICATION FOR APPROVAL

客户名称

Customer name

客户料号

Customer material No.

产品名称

Product name

贴片保险丝 (6125.2410.1808)

产品型号

Product model

送样日期

Deliver date

年

月

日

本司确认 (TRX APPROVAL)

检验 Inspection	校对 Proofreading	批准 Approval	签章 Signature
唐军	唐盛华	罗雄	

客户确认 (CUSTOMER APPROVAL)

检验 Inspection	校对 Proofreading	批准 Approval	签章 Signature

确认结果 Verify the results:

合格 Qualified

不合格 Unqualified

其他 Other

规格承认书

Specification for approval



表面贴装保险丝 250V

产品名称: SET 系列 2410/6125/1808 慢断型

Product Type: SET Series 2410/6125/1808 *Time-Lag*

Surface Mount Fuse 250V

Dongguan Reomax Electronics Technology Co., Ltd

电话: +86-769-88030405 传真: +86-769-85635648

厂址: 广东省东莞市大岭山镇大塘村地塘岭工业园

网址: <http://www.reomaxfuse.com> <http://www.reomax-china.com>

Reomax Electronics (HK) Limited

Add: 5th Floor, Bright way tower, No.33 Mong kok road, Kowloon Hong Kong.

Web: <http://www.reomaxfuse.net>



1. 产品特性及应用范围 / Description, Features and Applications

本产品适用于各类电子设备电路初、次级电路板的过流保护，广泛应用于固态照明、电池充电、消费电子、电子镇流器、LED AC/DC 电源供应、网络通信、医疗仪器及工业控制器等领域。

Descriptions:

REOMAX 6125 series slow-blow square Surface Mount fuses are ceramic tube/end cap constructions, RoHS compliant, Halogen Free and lead(Pb) exempts of the requirements of RoHS Directive(2002/95/EC), with U.S. (UL/CSA) safety agency approvals. Provide board level primary and secondary circuit protection in a wide variety of applications. With excellent inrush current withstanding capability, excellent reliability for thermal and mechanic shock, also have a high reliability and stable solder ability, end caps are available in gold/silver/nickel plated.

Features:

- Time-Lag (Slow-Blow)
- Wide range of current rating available
- Low temperature de-rating
- Tape and Reel for automatic placement
- Small size(6.1mm*2.5mm)
- Wide operating temperature range
- RoHS compliant
- Conflict free metals

Applications:





- LED lighting
- LCD backlight inverter
- PC server
- Wireless base station
- Digital camera
- Notebook PC
- Portable Devices
- Cooling fan system
- White goods
- Industrial equipment
- Battery devices
- Power supply
- Storage system
- Game console
- Medical equipment
- LCD/PDP devices
- Networking devices
- Telecom system
- Office equipment
- Automotive devices

2. 安规认证标准及编号 / Standards and Agency Approvals

2.1 执行标准：遵循 UL 248-14。

Standards: In accordance with UL 248-14.

2.2 认证范围 Certification:

安规标准 Agency	认证范围 Ampere Range	证书编号 Agency File Number
	50mA ~ 7A	E340427(JDYX2)/ E340427(JDYX8)
	500mA ~1A~ 2A 3A3.15A5A6.3A	CQC18012206754 CQC20012237230
	250mA ~500mA ~1A~ 2A 3A3.15A5A6.3A	SU05052-19001/19002 SU05052-20008
	500mA~ 1A~ 2A~3.15A	40050560

2.3 目录编号 Catalogue No., ● 已认证 Approved / ○ 认证中 Pending

目录编号 Catalog No.	额定电流 Ampere Rating	额定电压 Voltage Rating	冷阻值 Nominal Cold Resistance (Ohms)	熔化热能 I ² T Melting Integral (A ² .S)	安规认证 Agency Approvals		安规认证 Agency Approvals				
					RU [®]	RU [®] US	VE	△	CQC	PS JET	RC
SET0100	100mA	250V	3.300	0.042	●	●	○	○	○	○	○
SET0125	125mA	250V	3.100	0.048	●	●	○	○	○	○	○
SET0150	150mA	250V	2.500	0.051	●	●	○	○	○	○	○
SET0160	160mA	250V	2.300	0.058	●	●	○	○	○	○	○
SET0200	200mA	250V	1.650	0.062	●	●	○	○	○	○	○
SET0250	250mA	250V	1.450	0.065	●	●	○	○	●	○	●
SET0300	300mA	250V	0.850	0.191	●	●	○	○	○	○	○
SET0315	315mA	250V	0.650	0.202	●	●	○	○	○	○	○
SET0375	375mA	250V	0.610	0.330	●	●	○	○	○	○	○
SET0400	400mA	250V	0.580	0.338	●	●	○	○	○	○	○
SET0500	500mA	250V	0.320	0.475	●	●	●	○	●	●	●
SET0600	600mA	250V	0.265	0.775	●	●	○	○	○	○	○
SET0630	630mA	250V	0.256	0.986	●	●	○	○	○	○	○
SET0700	700mA	250V	0.230	2.105	●	●	○	○	○	○	○
SET0750	750mA	250V	0.225	2.240	●	●	○	○	○	○	○
SET0800	800mA	250V	0.203	2.380	●	●	○	○	○	○	○
SET1100	1A	250V	0.128	3.690	●	●	●	○	●	●	●
SET1125	1.25A	250V	0.092	3.760	●	●	○	○	○	○	○
SET1150	1.5A	250V	0.085	6.765	●	●	○	○	○	○	○
SET1160	1.6A	250V	0.075	6.805	●	●	○	○	●	○	○
SET1200	2A	250V	0.038	12.150	●	●	●	○	●	●	●
SET1250	2.5A	250V	0.035	16.025	●	●	○	○	●	○	○
SET1300	3A	250V	0.026	21.560	●	●	○	○	●	○	●
SET1315	3.15A	250V	0.025	25.750	●	●	●	●	●	○	●
SET1350	3.5A	250V	0.023	30.050	●	●	○	○	○	○	○
SET1400	4A	250V	0.019	43.208	●	●	○	○	●	○	○
SET1500	5A	250V	0.013	55.250	●	●	○	●	●	○	●
SET1600	6A	250V	0.011	75.245	●	●	○	●	○	○	○
SET1630	6.3A	250V	0.010	93.550	●	●	○	●	●	○	●
SET1700	7A	250V	0.009	97.120	●	●	○	●	○	○	○
SET1800	8A	250V	0.0078	108.750	○	○	○	●	○	○	○

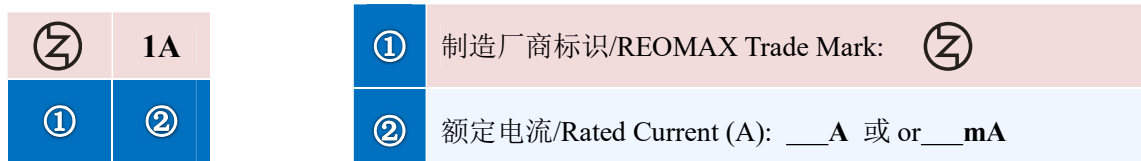
SET2100	10A	250V	0.0066	118.380	○	○	○	●	○	○	○
SET2120	12A	250V	0.0045	140.080	○	○	○	●	○	○	○
SET2150	15A	250V	0.0030	210.680	○	○	○	●	○	○	○
SET2160	16A	250V	0.0028	230.600	○	○	○	○	○	○	○
SET2200	20A	250V	0.0020	358.080	○	○	○	●	○	○	○
SET2250	25A	250V	0.0018	380.050	○	○	○	●	○	○	○
SET2300	30A	250V	0.0017	428.060	○	○	○	●	○	○	○
SET2400	40A	250V	0.0015	538.050	○	○	○	●	○	○	○

- *: These catalog no. cold resistance and I²t value are pending due to fuse elements shall be customized;
- DC Cold Resistance are measured at <10% of rated current in ambient temperature of 25°C;
- Typical Pre-arching I²t are calculated at 10*I_n Current or 8ms;
- Min Interrupting Rating: 1.35*I_n.

3. 产品标示 / Product Marking

保险丝上需有下列标示 / The fuses shall have the following markings

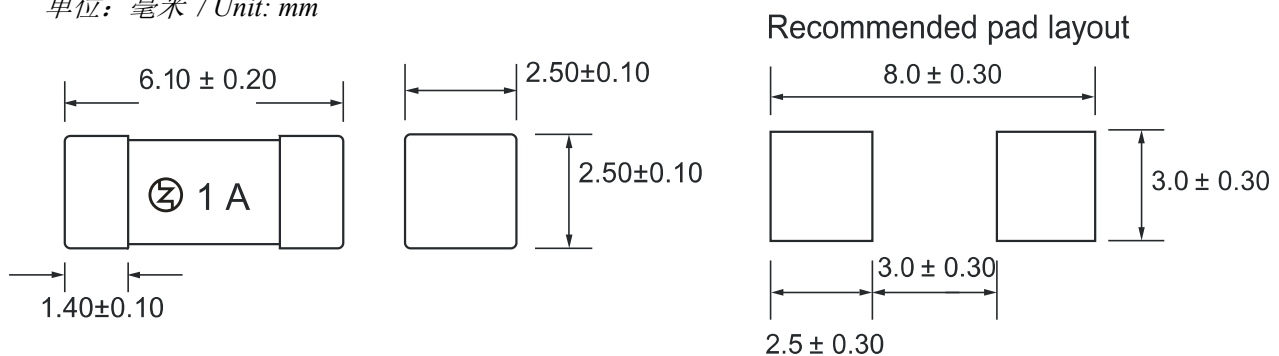
示例 Example:



注: 对于标示的大小和位置没有规定 / Note: Size and position of the markings shall not be provided.

4. 结构及尺寸 / Dimensions and Structure

单位: 毫米 / Unit: mm



5. 材料明细 / Material Details

编号 NO.	零件名称 Part Name	材质 Material
①	端帽 End caps	黄铜镀金 Gold Plated Brass Cap
②	主体 Body	陶瓷管 Non-Transparent Square Ceramic Tube

③

熔丝 Fuse element

合金 Cu-Ag Alloy wire

6. 产品特性 / Product Characteristics

编号 NO.	项目 Item	内容 Content	参考标准 Reference standards
1	产品标识 Product Marking	Brand, Ampere Rating	REOMAX marking standards
2	工作温度 Operating Temperature	-55°C to 125°C	IEC60068-2-1/2
3	可焊性 Solderability	T=240°C ± 5°C, t=3sec ± 0.5sec, Coverage ≥ 95%	MIL-STD-202, Method 208
4	耐焊接热 Resistance to Soldering Heat	10 sec at 260°C	MIL-STD-202, Method 210, Test condition B
5	绝缘阻抗 Insulation Resistance (after Opening)	10,000 ohms minimum	MIL-STD-202, Method 302, Test Condition A
6	热冲击 Thermal Shock	5 cycles, -65°C / +125°C, 15 minutes at each extreme	MIL-STD-202, Method 107, Test Condition B
7	机械冲击 Mechanical Shock	100G's peak for 6 milliseconds, 3cycles	MIL-STD-202, Method 213, Test I
8	振动试验 Vibration	0.03" amplitude, 10-55 Hz in 1 min. 2hrs each XYZ=6hrs	MIL-STD-202, Method 201
9	耐湿性 Moisture Resistance	10 cycles	MIL-STD-202, Method 106
10	盐雾试验 Salt Spray	5% salt solution, 48hrs	MIL-STD-202, Method 101, Test Condition B

7. 电气特性 / Electrical Characteristics

7.1 实验条件: Test Condition

所有测试环境温度均为 25±5°C。

All electrical test is to be conducted with the ambient air at a temperature of 25±5°C.

7.2 分断能力 Interrupting Rating:

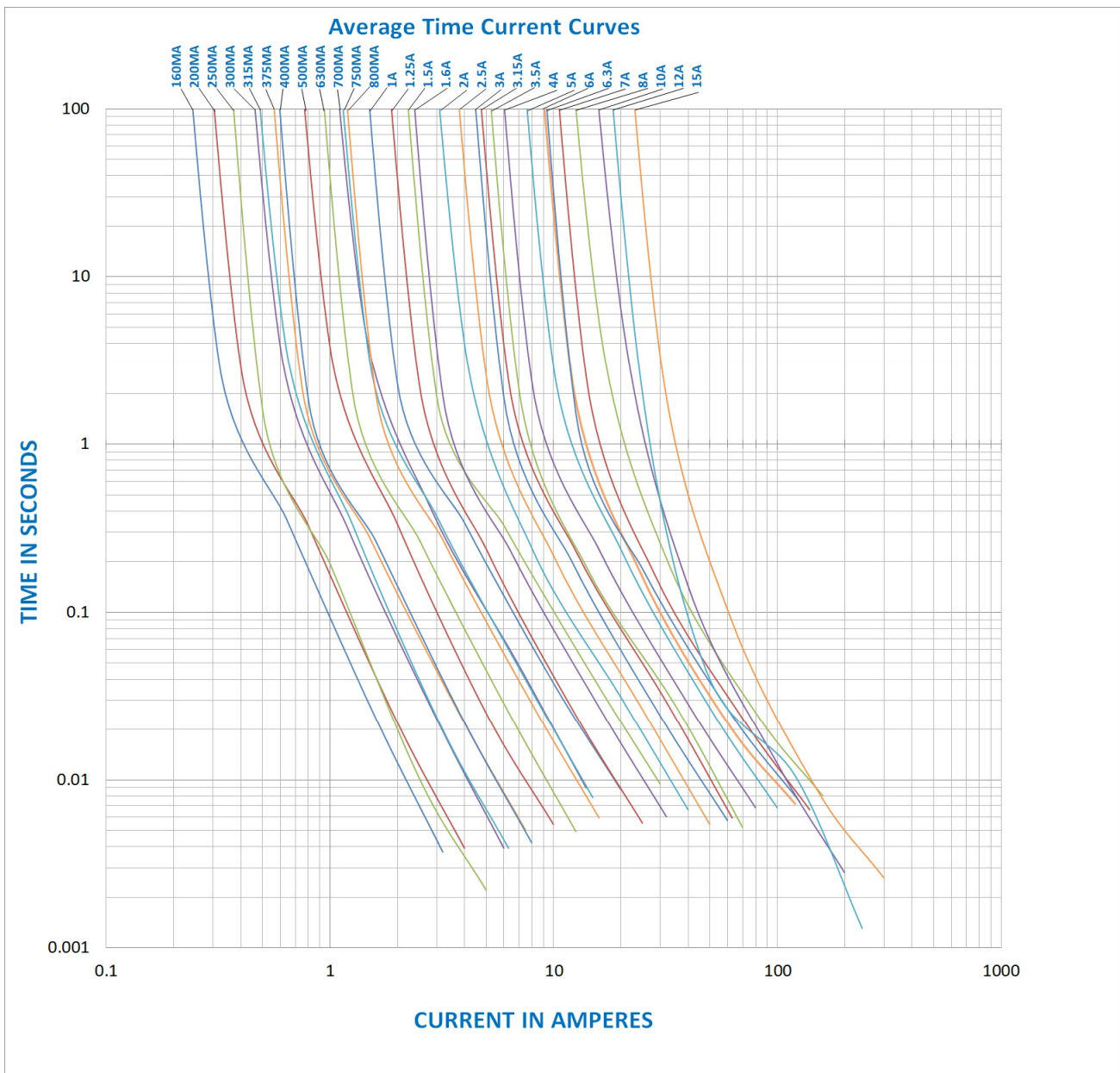
保险丝承受分断能力: 50A@250Vac, 200A@125Vac.

Breaking Capacity: 50A@250Vac, 200A@125Vac.

7.3 熔断时限 / Operating Characteristics

额定电流 Rated Current	额定电流的% % of Ampere Rating(In)	熔断时间 Blowing Time
160mA-40A	100% * In	大于 4 小时(4 hours Min)
500mA-40A	200% * In	小于 120 秒 (120 sec Max)
160mA-400mA	210% * In	小于 120 秒 (120 sec Max)

7.4 平均时间电流曲线图 / Average Time Current Curves

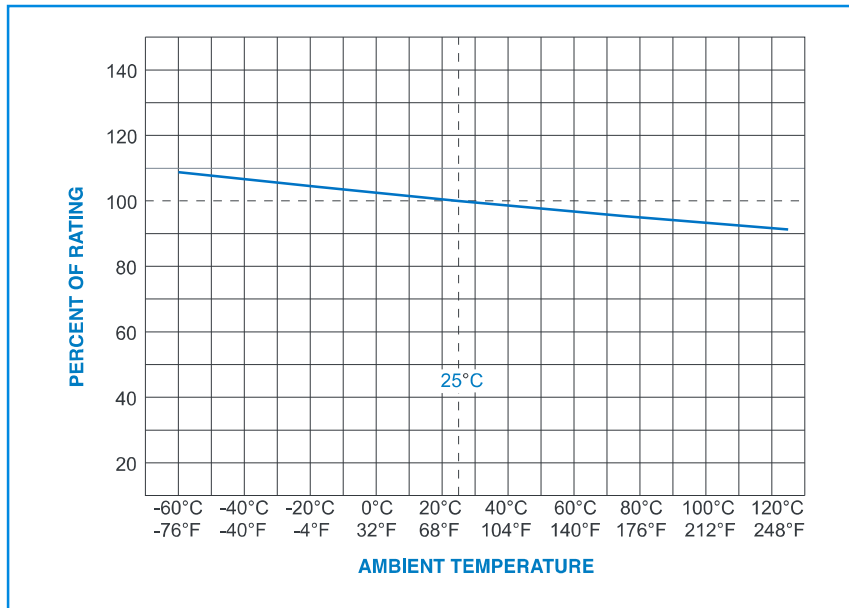


8.

若操作环境温度超出 $25 \pm 5^\circ\text{C}$ 范围，在选用保险丝规格时，需考虑操作环境温度对保险丝的影响，请参照如下：温度-电流曲线图。

When choosing the fuse's specification, if the operating environmental temperature beyond the scope from $20 \sim 30^\circ\text{C}$, engineer should consider the environmental temperature's affection to fuses.

Please refer: Temperature Derating Curve:



9. 建议焊接参数 / Recommended Soldering Parameters

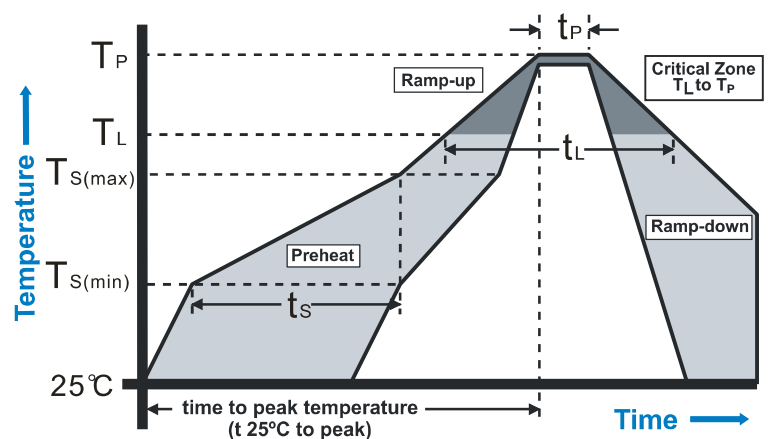
A. 波峰/回流焊参数 / Wave / Reflow Soldering Parameters:

锡膏工艺 / Solder paste process.

锡炉温度 / Solder Pot Temperature: 260°C Max

焊接时间 / Solder Dwell Time: 5 seconds max

Reflow Condition	Pb-Free assembly	
Average ramp-up rate ($T_s(\text{max})$ to T_p)	5°C /second max.	
Preheat	Temperature Min ($T_s(\text{min})$)	150°C
	Temperature Max ($T_s(\text{max})$)	200°C
	Time (Min to Max) (t_s)	60-120 seconds
Reflow	Temperature (T_L)	220°C
	Time Max (t_L)	60 seconds
Peak Temperature (T_p)	260°C max	
Ramp-down Rate	5°C /second max	
Time 25°C to peak Temperature (T_p)	8 minutes max	



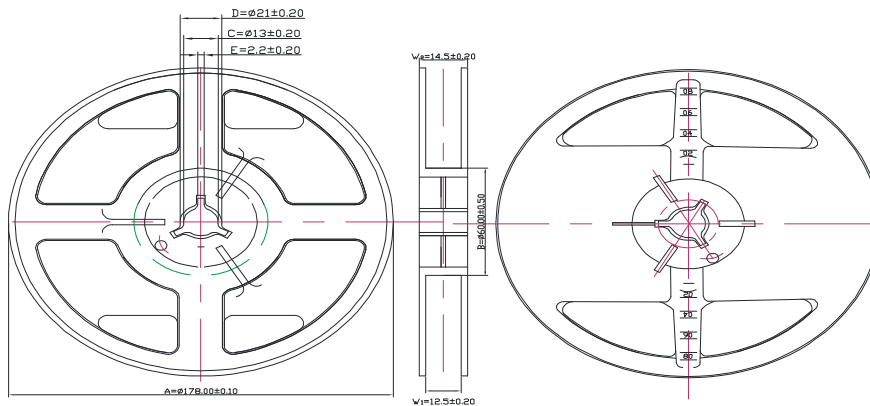
B. 手工焊参数 / Hand-Solder Parameters:

 烙铁温度 / Solder Iron Temperature: $300 \pm 5^\circ\text{C}$

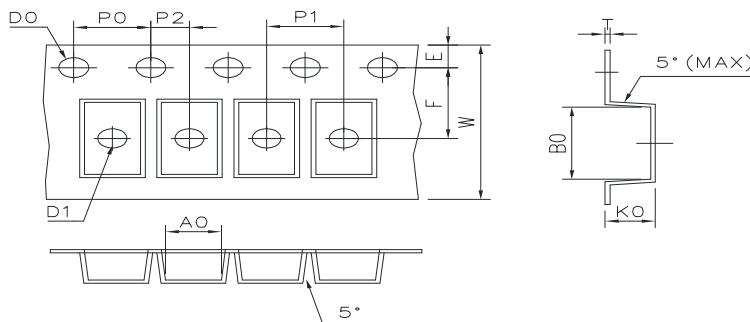
焊接时间 / Heating Time: 1~2 s Max

10. 包装 / Packaging

1500 个每卷 / 1,500 pcs in 7 inches dia. reel, 12mm wide tape, EIA Standard 481



Item	A	B	C	D	E	W1	W2
Spec.(mm)	178±0.10	60±0.50	13±0.20	21±0.20	2.2±0.20	12.5±0.20	14.5±0.20



Item	A ₀	B ₀	D ₀	D ₁	E	F
Spec.(mm)	2.70±0.10	6.40±0.10	1.50±0.10	1.50±0.25	1.75±0.10	5.50±0.10
Item	K ₀	P ₀	P ₁	P ₂	W	t
Spec.(mm)	2.70±0.10	4.00±0.10	4.00±0.10	2.00±0.10	12.00±0.15	0.25±0.05

11. 其他 / Others

11.1 如果在使用中有超出本规格书的要求，须经双方协商确认。

In the event that an impropriety is found beyond this specification, it shall be fixed by mutual agreement between the parties.

附件 I: 安规证书 / Appendix I: Safety approval certificates