修订 REV	标记 MARK	修改摘要 REVISION DESCRIPTION	签名 SIGNATURE	日期 DATE
A0		NEW DWG		2016-03-12

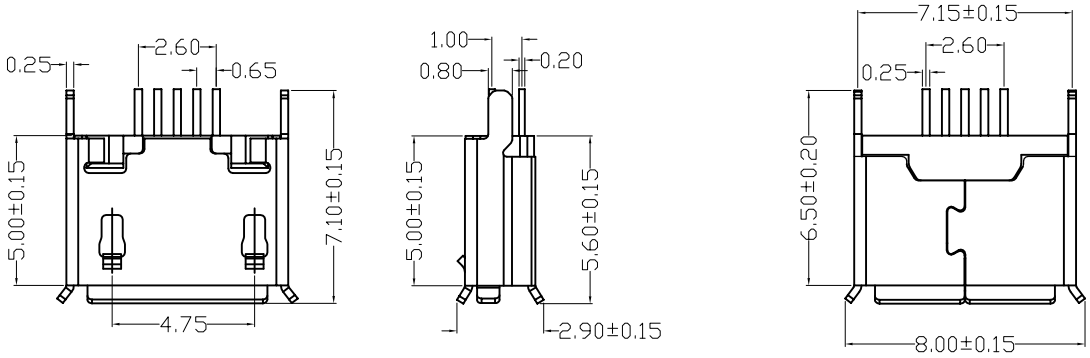

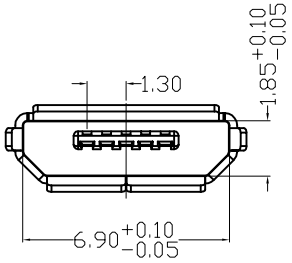

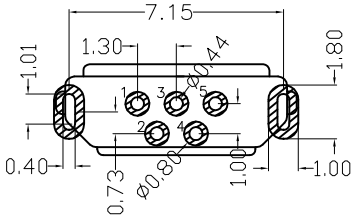

RECOMMEDED P.C.B LAYOUT

规格说明:Specifications:

电气特性:Electrical:

1. 额定电流：Current Rating
   1.5A/contact terminal
2. 额定电压：Voltage Rating
   30V DC
3. 接触阻抗:Contact Resistance
   30 milliohms MAX
4. 耐电压:Dielectnic Withstanding Voitage:
   500 V AC AT Sea Levol
5. 绝缘阻抗:Lnsulation Resistance:
   1000MEGA ohms MIN

物理性能:Mechanical:

1. 插拔力：Cnnector Mate and Unmate Force
   Mate force:3.57kgf(MAX)
   Unmate force:1.02kgf(MIN)
2. 端子保持力：Terminal Retenion
   1.2kgf(MIN)

原材料:Matorial:

1. 塑胶:Housing:
   Hing Temperature Tnermaplastics,
   Ul 94V-0 LCP White/Black
2. 端子:Contact:Copper Alloy C5191
3. 外壳:Shell: SUS304

电镀:Finish:

1. 端子:Contact: Piated Gold in Mating Area;
   半 金 锡 1U
2. 外壳:Shell:
   Nickel Plating

深 圳 市 华 德 共 创 科 技 有 限 公 司
Shenzhen Huade co-create Technology Co.,LTD
电话：0755-27111216 传真：0755-29940187

-TOLERANCES- UNLESS OTHERWISE SPECIFIED 公差参数表				TITLE: 产品名称:	MICRO立插卷边不锈钢后塞编带脚宽0.8		
X.X ±0.30	X.X° ±3°	APPD: 核准:		PART NO: 产品编号:	MICRO-ZL-110PWB		
X.XX ±0.20	X.XX° ±2°	CHECK: 校对:	王建业	DATE	SCALE	UNIT	CODE NUMBER
X.XXX ±0.10	X.XXX° ±1°	DRAW: 绘图:	黄艳兰	2016-03-12	1:1	mm	A001

由 Autodesk 教育版产品制作