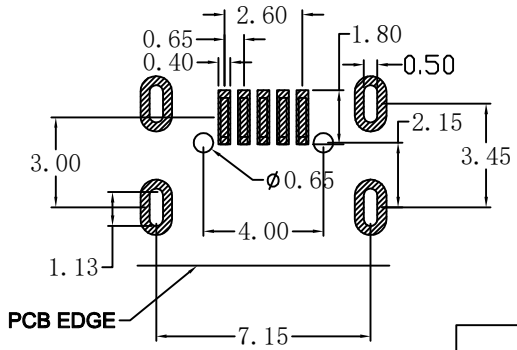
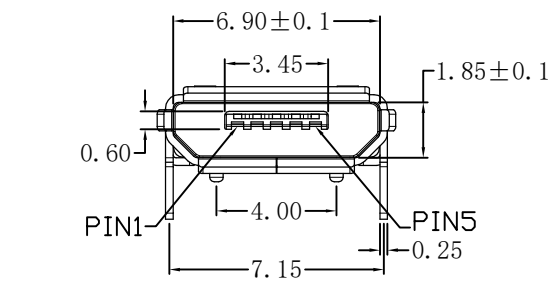
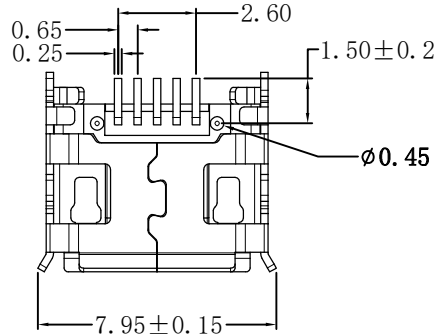
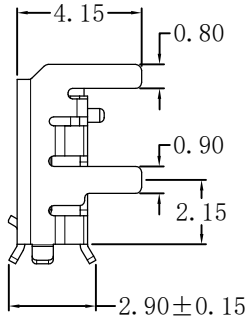
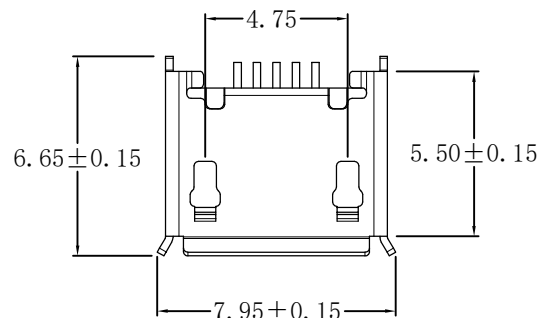
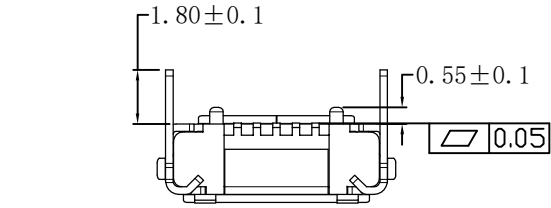


由 Autodesk 教育版产品制作

修 订	标 记	修 改 描 述	签 名	日 期
REV	MARK	REVISION DESCRIPTION	SIGNATURE	DATE
AO		NEW DWG		2016-03-12



RECOMMENDED PCB LAYOUT
TOLERANCE:±0.05

规格说明:Specifications:

电气特性:Electrical:

1. 额定电流: Current Rating
1.5A/contact terminal
2. 额定电压: Voltage Rating
30V DC
3. 接触阻抗:Contact Resistance
30 milliohms MAX
4. 耐电压:Dielectnic Withstanding Voitage:
500 V AC AT Sea Level
5. 绝缘阻抗:Lnsulation Resistance:
1000MEGA ohms MIN

物理性能:Mechanical:

1. 插拔力: Cnnetor Mate and Unmate Force
Mate force:3.57kgf (MAX)
Unmate force:1.02kgf (MIN)
2. 端子保持力: Terminal Retenion
1.2kgf (MIN)

原材料:Material:

1. 塑胶:Housing:
Hing Temperature Ternerplastics,
U1 94V-0 LCP White/Black
2. 端子:Contact:Copper Alloy C5191
3. 外壳:Shell: Copper Alloy

电镀:Finish:

1. 端子:Contact: Plated Gold in Mating Area;
半金锡 1U
2. 外壳:Shell:
Nickel Plating



深圳市华德共创科技有限公司
Shenzhen Huade co-create Technology Co.,LTD
电话: 0755-27111216 传真: 0755-29940187

-TOLERANCES- UNLESS OTHERWISE SPECIFIED 公差参数表		TITLE: 产品名称: MICRO四脚长脚卷边铜壳镀镍有柱 产品编号: 针长1.5	
X.X ±0.30	X.X* ±3°	APPD: 核准:	PART NO: 产品编号: MICRO-ZL-105PWB
X.XX ±0.20	X.XX* ±2°	CHECK: 校对: 王建业	DATE
X.XXX ±0.10	X.XXX* ±1°	DRAW: 绘图: 黄艳兰	SCALE
			UNIT
			CODE NUMBER
			2016-03-12
			1:1
			mm
			A001

由 Autodesk 教育版产品制作