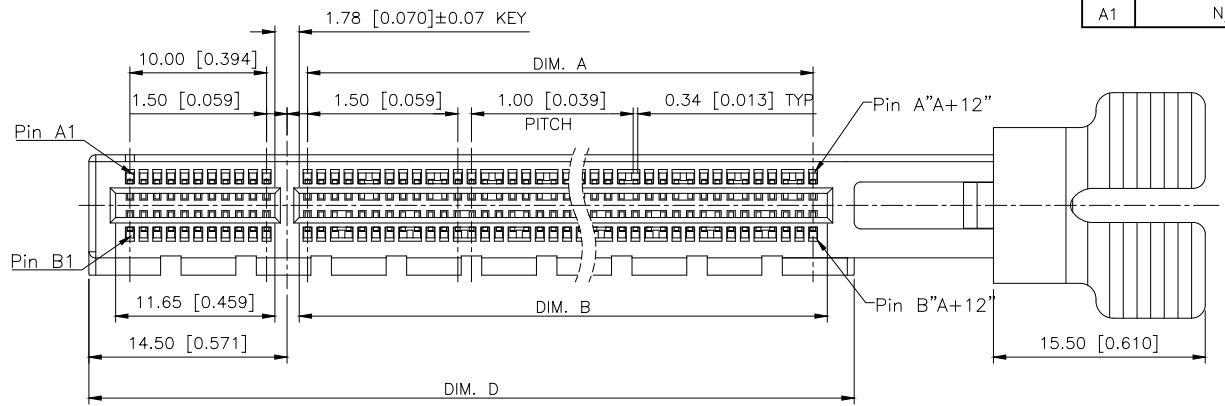
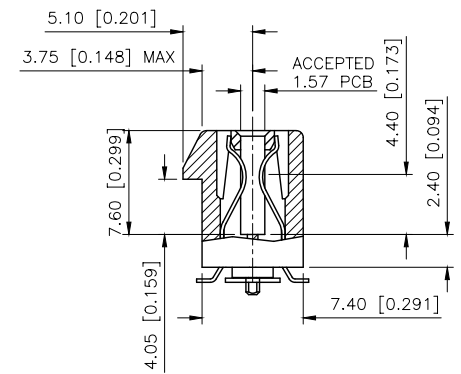
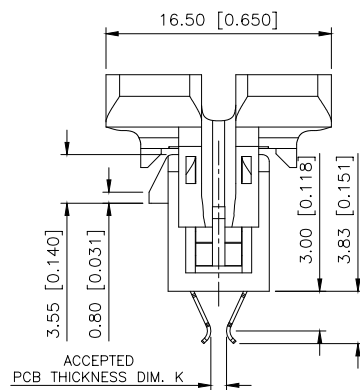
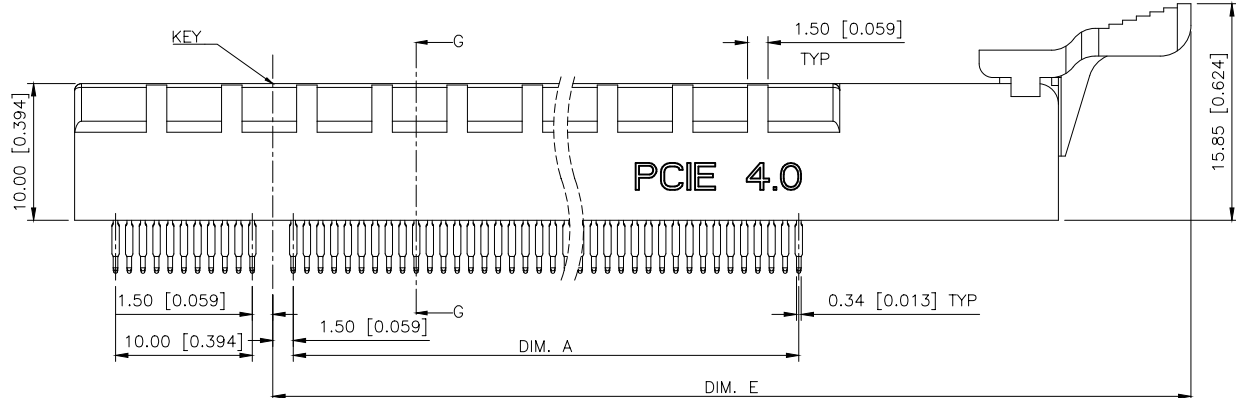


REVISIONS					
REV.	ECN NO.	LOCATION	DESCRIPTION	DATE	DESIGN
A0	N/A		INITIAL RELEASE	/	/
A1	N/A		图面升级整理图面	2025.1.17	阿树



NOTES 备注:

- MATERIAL 材料:
 - HOUSING 胶壳: THERMOPLASTIC, HIGH TEMP, UL94V-0, COLOR: SEE PART NO.
 - LATCH 锁存器: THERMOPLASTIC, HIGH TEMP, UL94V-0, COLOR: SEE PART NO.
 - CONTACTS 端子: COPPER ALLOY.
 - DUMMY CARD 卡: THERMOPLASTIC, HIGH TEMP, UL94 V-0, COLOR: BLACK.
- FINISH 电镀:
 - CONTACT 端子: SELECTIVE GOLD PLATING ON THE CONTACT AREA. 100μ" MIN. MATTE-TIN PLATING ON THE SOLDER TAILS, 50μ" MIN. NICKEL UNDERPLATING OVERALL.



PART NO.:
 X1622 W S-164-9T V30
 ① ② ③ ④ ⑤ ⑥

- ①Series No
- ②Category:W-Wafer
- ③Welding Board Angle : Straddle
- ④No.of Pins: 36~164 Pin
- ⑤lastic material: PA9T /PA46 UL94V-0
- ⑥Contact Plating:V15-Gold 15u" V30-Gold 30u"

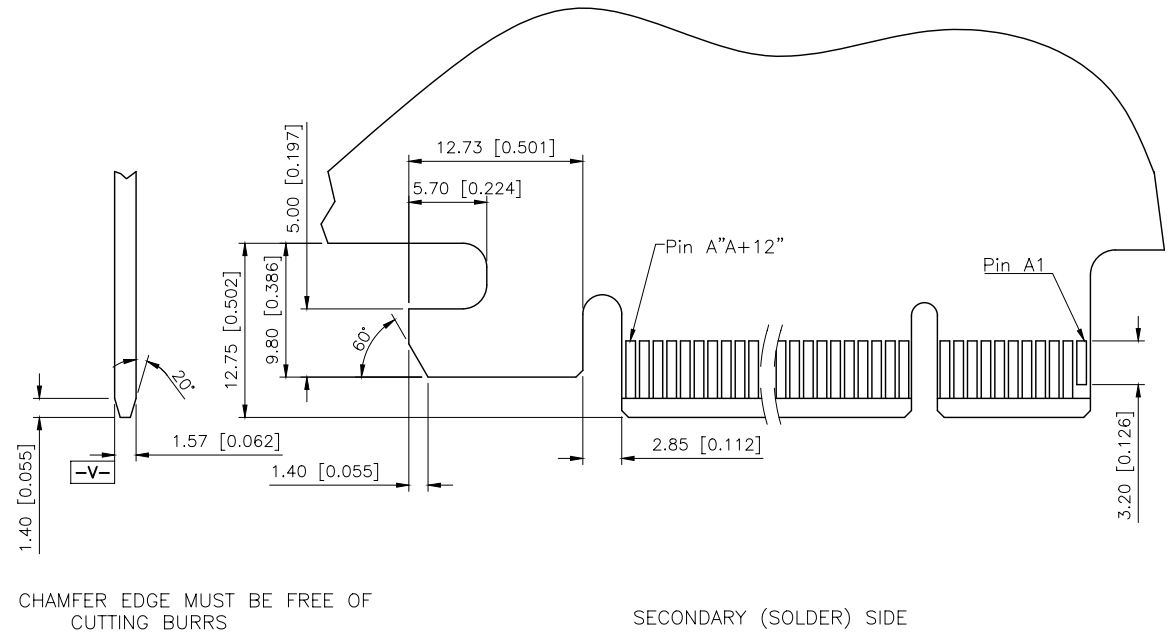
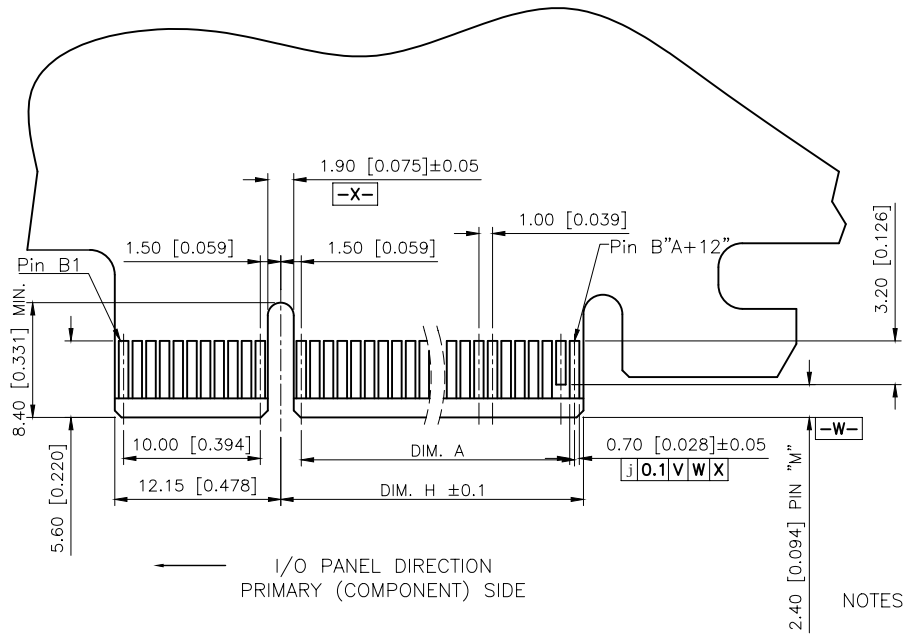
PCB Thickness "DIM. K"		DIMENSIONS				
		POSITION	A±0.20	B ^{±0.08}	D±0.25	E±0.55
0	2.08	36	6	7.65	25	36.2
1	2.30	64	20	21.65	39	50.2
2	1.80	98	37	38.65	56	67.2
4	1.57	164	70	71.65	89	100.2

AuGLAR	±5°
X.	±0.40
X.x	±0.30
X.xx	±0.20
X.xxx	±0.15
UNSPECIFIED TOLERANCES	

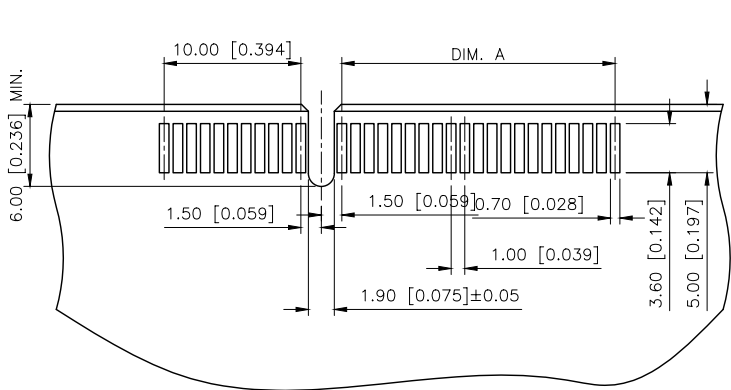


DESIGN	阿树	VIEW:	⊙ ⊚	MODEL TYPE:	/
CHECKED		UNIT:	mm/in	PART NO.:	X1622WS-164-9TV30
APPROVED		SIZE:	A4	DWG NO.:	X-X1622WS-164-9TV30
		SCALE	PAGE	REVISION	
		N/A	1/3	A1	

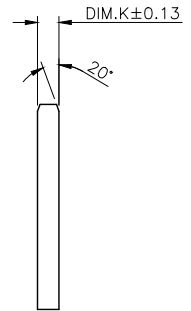
REVISIONS					
REV.	ECN NO.	LOCATION	DESCRIPTION	DATE	DESIGN
A0	N/A		INITIAL RELEASE	/	/
A1	N/A		图面升级整理图面	2025.1.17	阿树



NOTES: CHAMFER EDGE MUST BE FREE OF CUTTING BURRS



RECOMMENDED PCB LAYOUT
TOLERANCE: ±0.05



POS	DIM. A	DIM. H	"M"
36	6	8.15	B17
64	20	22.15	B31
98	37	39.15	B48
164	70	72.15	B81

AuGLAR	±5°
X.	±0.40
X.x	±0.30
X.xx	±0.20
X.xxx	±0.15
UNSPECIFIED TOLERANCES	

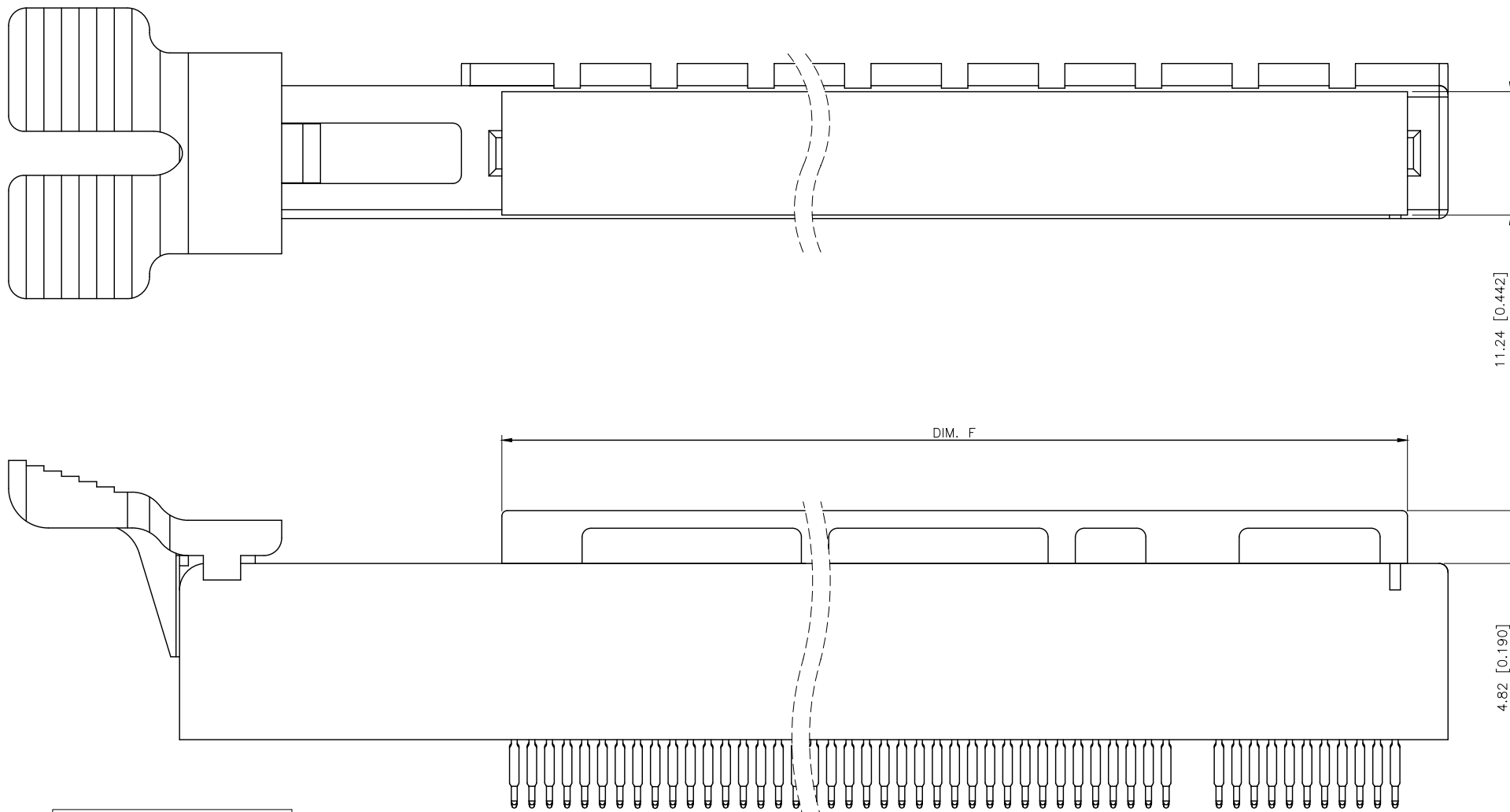


DESIGN	阿树	VIEW:		MODEL TYPE:	/
CHECKED		UNIT:	mm/in	PART NO.:	X1622WS-164-9TV30
APPROVED		SIZE:	A4	DWG NO.:	X-X1622WS-164-9TV30

XKB INDUSTRIAL PRECISION CO., LIMITED

SCALE	PAGE	REVISION
N/A	2/3	A1

REVISIONS					
REV.	ECN NO.	LOCATION	DESCRIPTION	DATE	DESIGN
A0	N/A		INITIAL RELEASE	/	/
A1	N/A		图面升级整理图面	2025.1.17	阿树



DIMENSIONS	
POSITION	DIM. F
36	20.4
64	34.4
98	51.4
164	84.4

WITH Dummy Card

AuGLAR	±5°
X.	±0.40
X.x	±0.30
X.xx	±0.20
X.xxx	±0.15
UNSPECIFIED TOLERANCES	



DESIGN	阿树	VIEW:		MODEL TYPE:	/
CHECKED		UNIT:	mm/in	PART NO.:	X1622WS-164-9TV30
APPROVED		SIZE:	A4	DWG NO.:	X-X1622WS-164-9TV30

XKB INDUSTRIAL PRECISION CO., LIMITED

SCALE	PAGE	REVISION
N/A	3/3	A1