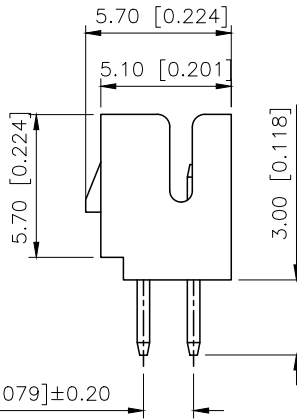
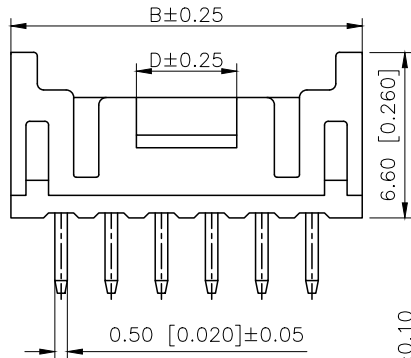
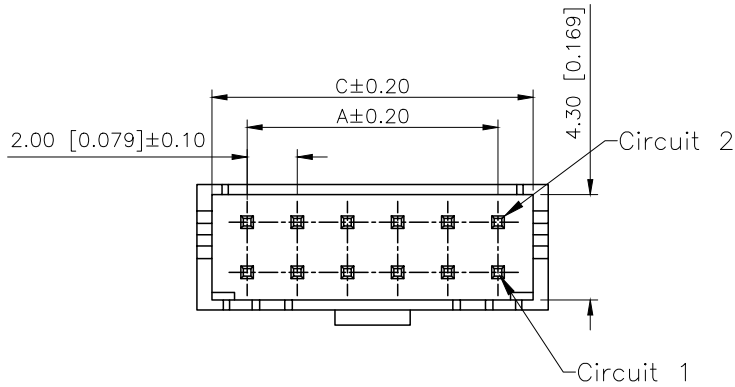
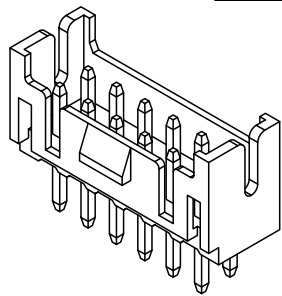
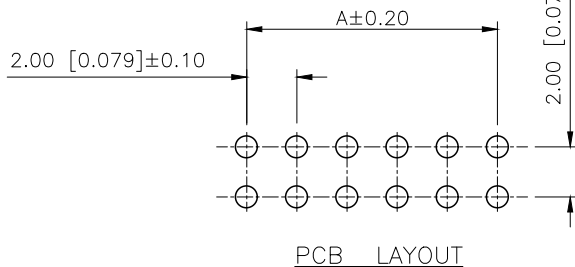
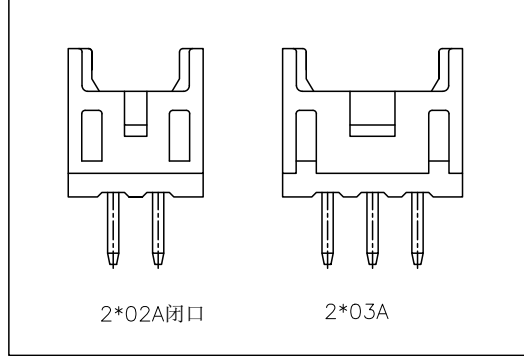


REVISIONS					
REV.	ECN NO.	LOCATION	DESCRIPTION	DATE	DESIGN
A1	N/A		图面升级整理图面	2024.9.27	阿树
A2	ECN-P-2026033001		产品外观, 尺寸及材质变更, 料号变更	2026.03.30	阿树



■ SPECIFICATIONS

- Voltage rating: 250V AC/DC
- Current rating: 3A AC/DC
- Withstanding Voltage: 800V AC/minute
- Temperature range: -40°C ~ +125°C
- Insulation resistance: ≥ 1000MΩ
- Contact resistance: ≤ 10mΩ
- After environmental testing: ≤ 20mΩ
- Natural Color



PART NO.:

X2026 W V-2x09 B-46 SN  
 ① ② ③ ④ ⑤ ⑥ ⑦

- ① Series No
- ② Category: W - Wafer
- ③ Welding Board Angle: V - Stright 180°
- ④ Row No. Pin No: 2xXX - 2x02 ~ 2x25 Pin
- ⑤ Special NO: B - With Lock In the middle
- ⑥ Material: 46 - PA46 94V-0
- ⑦ Plating Category: SN - Bright Tin Plating

poles	Dimensions(mm)				poles	Dimensions(mm)			
	A	B	C	D		A	B	C	D
2x02	2.00	6.00	4.80	1.00	2x12	22.00	26.00	24.80	5.00
2x03	4.00	8.00	6.80	2.00	2x13	24.00	28.00	26.80	
2x04	6.00	10.00	8.80	2.00	2x14	26.00	30.00	28.80	
2x05	8.00	12.00	10.80	3.00	2x15	28.00	32.00	30.80	
2x06	10.00	14.00	12.80	4.00	2x16	30.00	34.00	32.80	
2x07	12.00	16.00	14.80		2x17	32.00	36.00	34.80	
2x08	14.00	18.00	16.80	5.00	2x18	34.00	38.00	36.80	
2x09	16.00	20.00	18.80		2x19	36.00	40.00	38.80	
2x10	18.00	22.00	20.80		2x20	38.00	42.00	40.80	
2x11	20.00	24.00	22.80						

X2026WV-2x09B-46SN	PA66 UL 94V-0	Brass	Tin-Plated	X2026H-B
PART NO	Material	Material(pin)	Finish(Pin)	Suitable XKB Terminal

AuGLAR	±5°
X.	±0.40
X.x	±0.30
X.xx	±0.20
X.xxx	±0.15
UNSPECIFIED TOLERANCES	



DESIGN	阿树	VIEW:	
CHECKED		UNIT:	mm/in
APPROVED		SIZE:	A4

MODEL TYPE:	2.00mm Crimp Style Connector
PART NO.:	X2026WV-2x09B-46SN
DWG NO.:	