

REVISIONS					
REV.	ECN NO.	LOCATION	DESCRIPTION	DATE	DESIGN
A1	N/A			2024.11.11	
A2	N/A			2026.03.09	

PART NO.:

X9127 W H-08 S1-PT RE

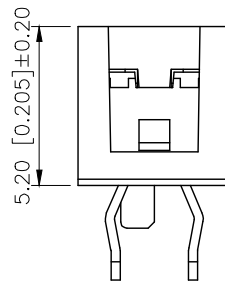
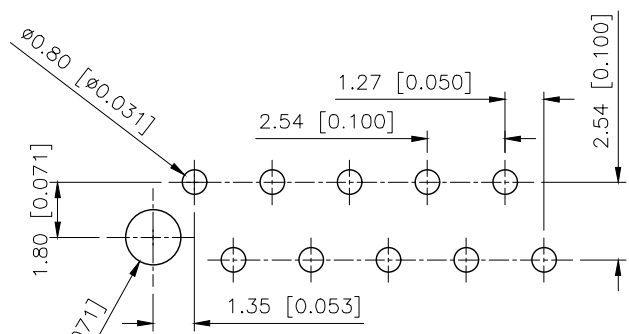
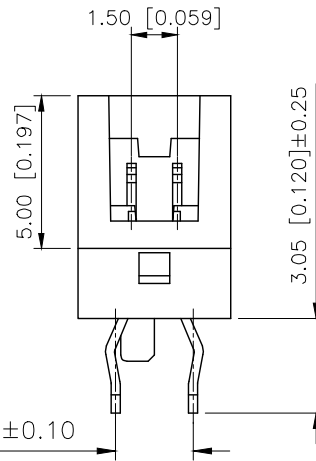
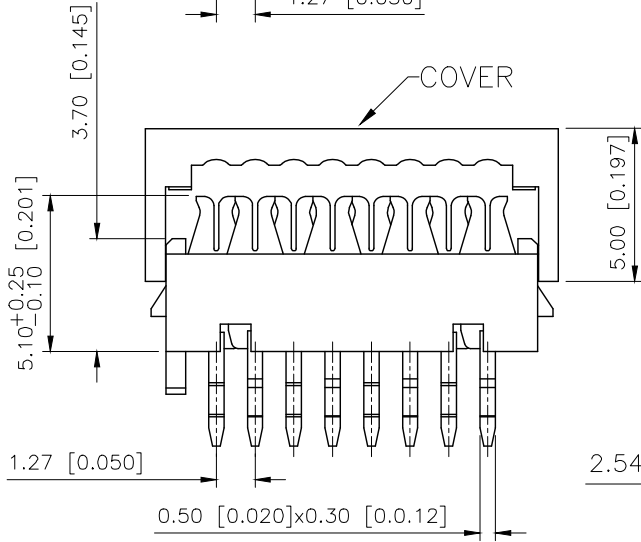
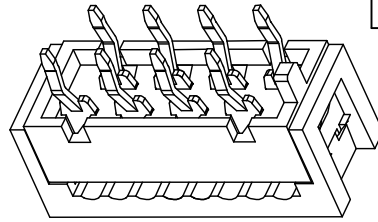
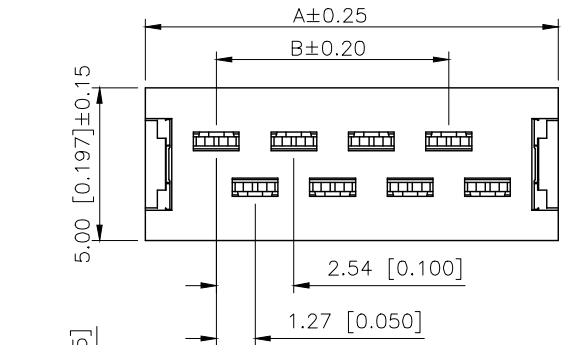
Series No  
 Category:W-Wafer  
 Welding Board Angle:H-Connect wires  
 Row No-Pin No:XX-04P~26P  
 Special No.:S1-With grooves and edges  
 Material:PT-PBT UL94V-0  
 Color: RD-purplish red  
 RE-Red Color

Poles	Dimensions(mm)	
	A	B
04	8.45	2.54
06	10.99	5.08
08	13.53	7.62
10	16.07	10.16
12	18.61	12.70
14	21.15	15.24
16	23.69	17.78
18	26.23	20.32
20	28.77	22.86
22	31.31	25.40
24	33.85	27.94
26	36.39	30.48

SPECIFICATIONS

- Voltage rating:500V AC/DC
- Current rating:1A AC/DC
- Withstanding Voltage:1000V AC/minute
- Temperature range:-40°C~+125°C
- Insulation resistance: 1000MΩ
- Contact resistance ≤20mΩ
- After environment testing ≤30mΩ

X9127WH-08S1-PTRE	Red	PBT UL 94V-0	Brass	Tin-Plated
X9127WH-08S1-PTRD	purplish red			
PART NO	Color	Material	Material(Pin)	Finish(Pin)



PCB Layout

AuGLAR	±5°
X.	±0.40
X.x	±0.30
X.xx	±0.20
X.xxx	±0.15
UNSPECIFIED TOLERANCES	



DESIGN		VIEW:
CHECKED		UNIT: mm/in
APPROVED		SIZE: A4

MODEL TYPE: 1.27mm Crimp Style Connectors		
PART NO.: X9127WH-08S1-PTRE		
DWG NO.:		