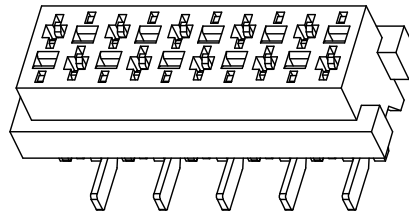
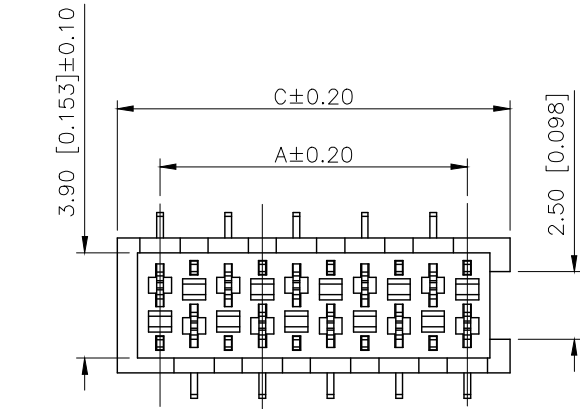


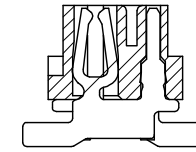
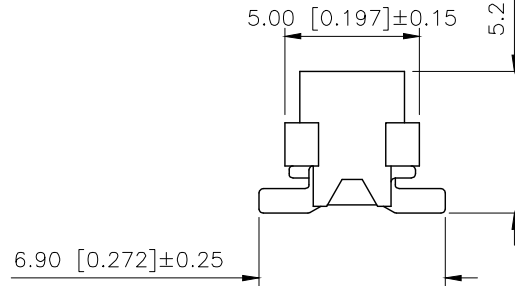
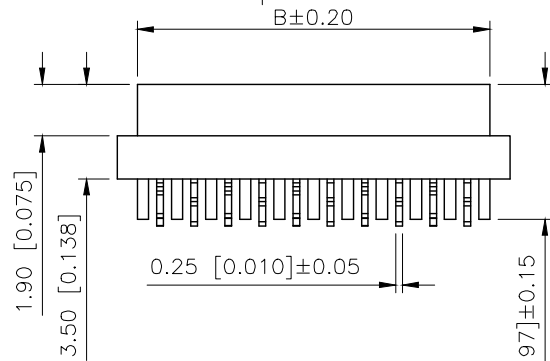
REVISIONS					
REV.	ECN NO.	LOCATION	DESCRIPTION	DATE	DESIGN
A2	N/A			2025.12.25	
A3	N/A			2026.03.09	



3D VIEW

Specifications( )

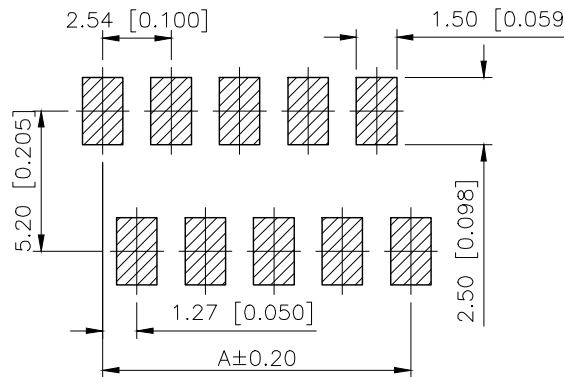
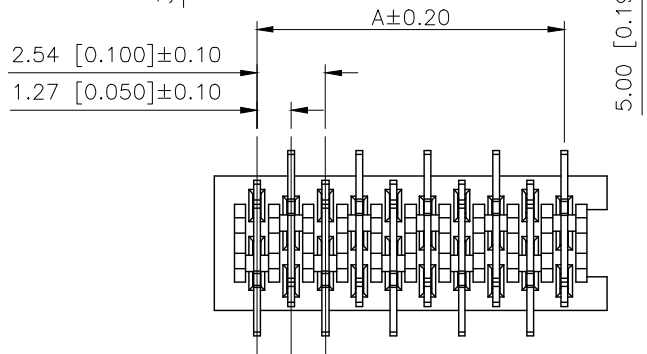
- 1.Voltage rating( ):500V AC/DC
- 2.Current rating( ):1A AC/DC
- 3.Withstanding voltage( ):1000V AC/minute
- 4.Insulation resistance( ): 1000MΩ Min
- 5.Contact resistance( ):≤20mΩ Max
- 6.After environmental testing( ):≤30mΩ Max
- 7.Temperature range( ):−45 −+125



SECTION A-A

PART NO.:

X9127 F V S-14 A-6T SN RE



Recommended P.C.B

Series No  
 Category:F-Female  
 Welding Board Angle:V-Stright 180°  
 Welding Way: S-SMT  
 Row No.Pin No:XX-03~26Pin  
 Special NO:A-No ears, no platform, single missing  
 Material:6T-PA6T UL94V-0  
 Planting: SN-Bright tin plating  
 Color:RE-Red ; RD-Purplish red

X9127FVS-14A-6TSNRD	Purplish red	PA6T UL 94V-0	BRASS	Tin-Plated	X9127W
X9127FVS-14A-6TSNRE	RED				
PART NO.	COLOR	MATERIAL	MATERIAL (TERMINAL)	FINISH (TERMINAL)	Suitable XKB Wafer

Poles	Dimensions(mm)			Poles	Dimensions(mm)		
	A	B	C		A	B	C
4	3.81	5.50	6.99	16	19.05	20.74	22.23
6	6.35	8.04	9.53	18	21.59	23.28	24.77
8	8.89	10.58	12.07	20	24.13	25.82	27.31
10	11.43	13.12	14.61	22	26.67	28.36	29.85
12	13.97	15.66	17.15	24	29.21	30.90	32.39
14	16.51	18.20	19.69	26	31.75	33.44	34.93

AuGLAR	±5°
X.	±0.40
X.x	±0.30
X.xx	±0.20
X.xxx	±0.15
UNSPECIFIED	TOLERAUCES



Connection

DESIGN	VIEW:	MODEL TYPE: 1.27mm Crimp Style Connectors( )
CHECKED	UNIT: mm/in	PART NO.: X9127FVS-14A-6TSNRE
APPROVED	SIZE: A4	DWG NO.:

XKB INDUSTRIAL PRECISION CO.,LIMITED

SCALE	PAGE	REVISION
N/A	1/1	A3