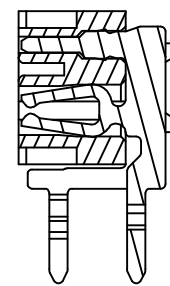
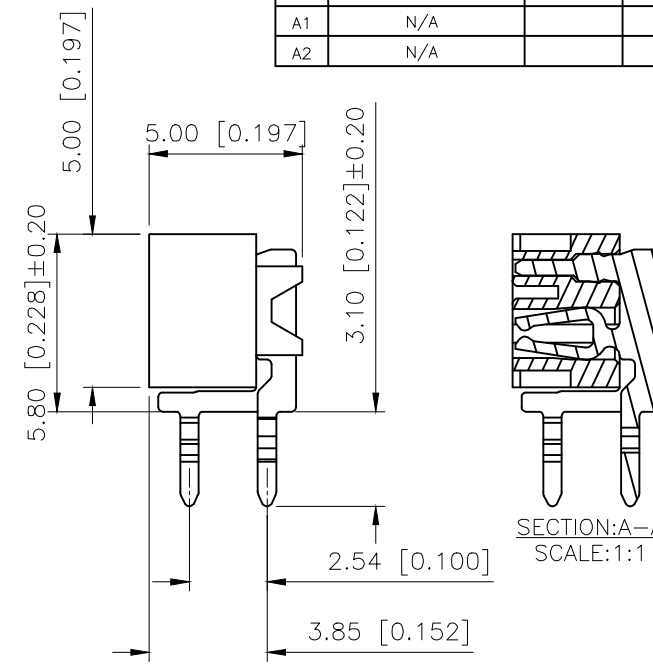
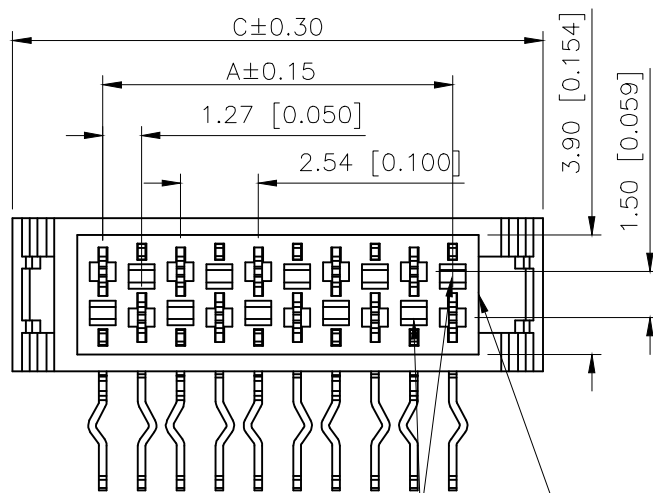


REVISIONS					
REV.	ECN NO.	LOCATION	DESCRIPTION	DATE	DESIGN
A1	N/A			2024.11.9	
A2	N/A			2026.03.09	

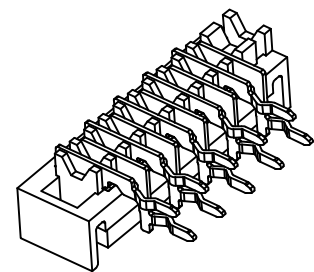
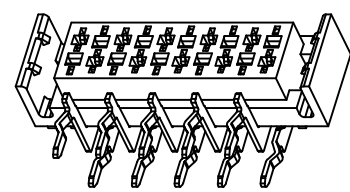
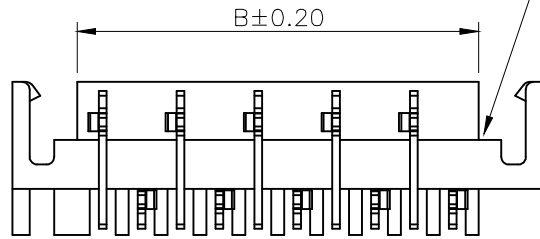


- SPECIFICATIONS**
- Voltage rating:500V AC/DC
 - Current rating:1A AC/DC
 - Withstanding Voltage:1000V AC/minute
 - Temperature range:-40°C~+125°C
 - Insulation resistance: 1000MΩ
 - Contact resistance ≤20mΩ
 - After environment testing ≤30mΩ

PART NO.:
X9127 F R-04 A3-9T SN RE

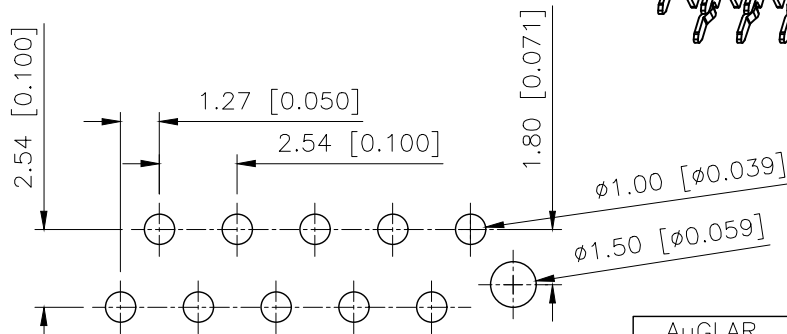
Series No
Category:F-Female
Welding Board Angle:R-Stright 90°
Row No.Pin No:XX-04~26Pin
Plug the Pin & Special No:
A3-have ears, no platform, single missing
Material: 9T-PA9T UL 94V-0
Plating Category: SN-Bright tin Plating
Color: RE-Red RD-purplish red

REFERENCE WATING INTERFACE PATTERN:
1.27 SRAGGERED PITCH x 1.5
ROW-DISTANCE.



Poles	DIM.A	DIM.B	DIM.C	Poles	DIM.A	DIM.B	DIM.C
4	3.81	5.50	9.71	16	19.05	20.74	24.95
6	6.35	8.04	12.25	18	21.59	23.28	27.49
8	8.89	10.58	14.79	20	24.13	25.82	30.03
10	11.43	13.12	17.33	22	26.67	28.36	32.57
12	13.97	15.66	19.87	24	29.21	30.90	35.11
14	16.51	18.20	22.41	26	31.75	33.44	37.65

X9127FR-04A3-9TSNRD	Purplish	PBT UL 94V-0	Brass	Tin-Plated	X9127W
X9127FR-04A3-9TSNRE	RED				
PART NO	Color	Material	Material(Pin)	Finish(Pin)	Suitable XKB Wafer



AuGLAR	±5°
X.	±0.40
X.x	±0.30
X.xx	±0.20
X.xxx	±0.15
UNSPECIFIED TOLERAUCES	



DESIGN	VIEW:	MODEL TYPE: 1.27mm Crimp Style Connectors()
CHECKED	UNIT: mm/in	PART NO.: X9127FR-04A3-9TSNRE
APPROVED	SIZE: A4	DWG NO.: X-X9127FR-04A3-9TSNRE