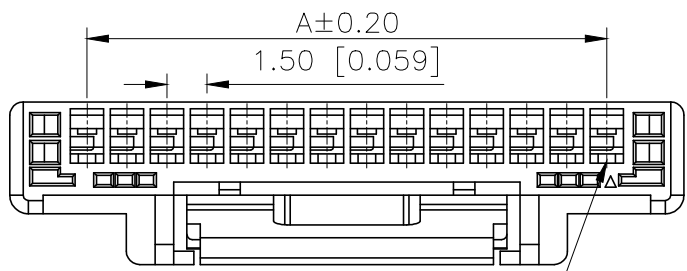
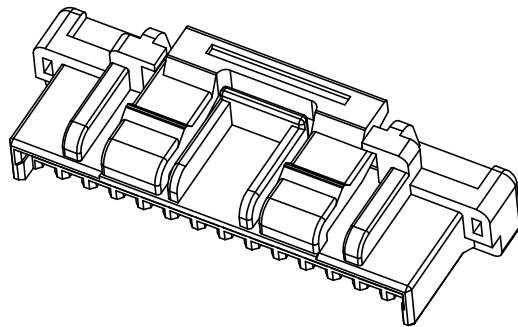


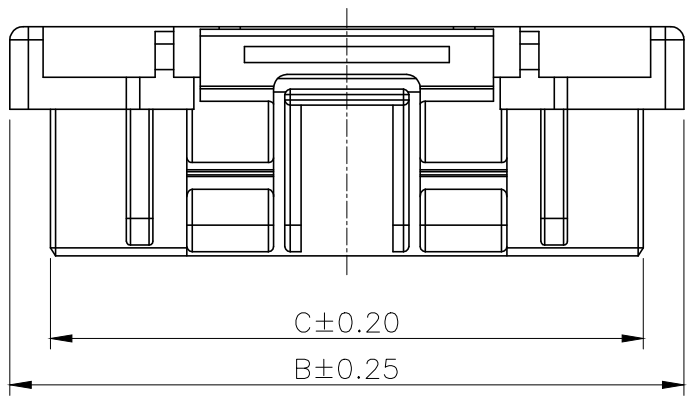
REVISIONS					
REV.	ECN NO.	LOCATION	DESCRIPTION	DATE	DESIGN
A1	N/A		图面升级整理图面	2024.09.06	阿树
A2	N/A		产品料号变更	2026.01.26	阿树



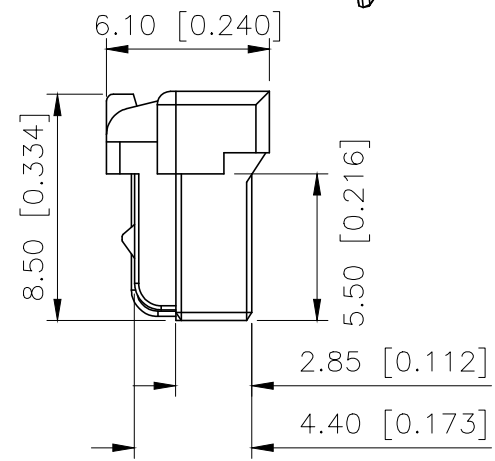
Circuit 1



- SPECIFICATIONS
- Voltage rating:100V AC/DC
 - Current rating:2A AC/DC
 - Withstanding Voltage:500V AC/minute
 - Temperature range:-40°C~+125°C
 - Insulation resistance:≥500MΩ
 - Contact resistance:≤20mΩ



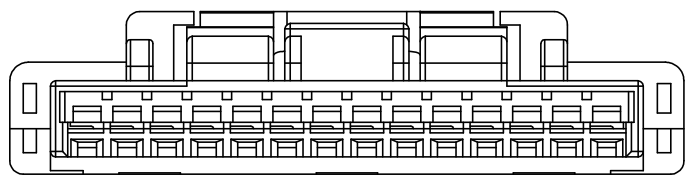
02P~03P Shape Scale 1:1



PART NO.:

X1515 H-XX-N0
① ② ③ ④

- ①Series No
- ②Category:H-HSG
- ③Row No.Pin No:XX-02~15P
- ④Material:N0-PA66 UL94V-0



02P~03P Shape Scale 1:2 04P~05P Shape Scale 1:2

Poles	Dimensions(mm)			Poles	Dimensions(mm)		
	A	B	C		A	B	C
02	1.50	7.30	4.25	09	12.00	17.80	14.75
03	3.00	8.80	5.75	10	13.50	19.30	16.25
04	4.50	10.30	7.25	11	15.00	20.80	17.75
05	6.00	11.80	8.75	12	16.50	22.30	19.25
06	7.50	13.30	10.25	13	18.00	23.80	20.75
07	9.00	14.80	11.75	14	19.50	25.30	22.25
08	10.50	16.30	13.25	15	21.00	26.80	23.75

X1515H-XX-N0	PA66	X1515W	X1515T
PART NO	Material	Suitable XKB Wafer	Suitable XKB Terminal

AuGLAR	±5°
X.	±0.40
X.x	±0.30
X.xx	±0.20
X.xxx	±0.15
UNSPECIFIED TOLERAUCES	



DESIGN	阿树	VIEW:	
CHECKED		UNIT:	mm/in
APPROVED		SIZE:	A4

MODEL TYPE:	1.50mm Crimp Style Connectors
PART NO.:	X1515H-06-N0
DWG NO.:	X-X1515H-06-N0