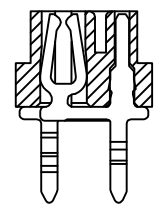
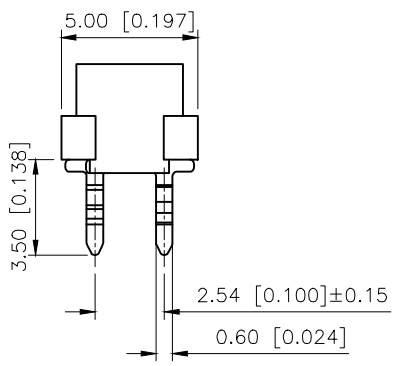
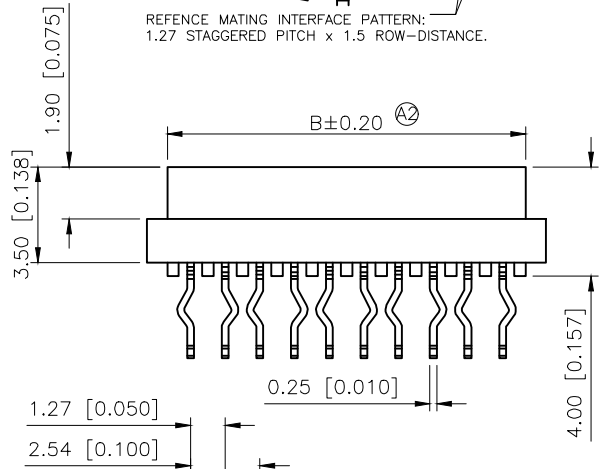
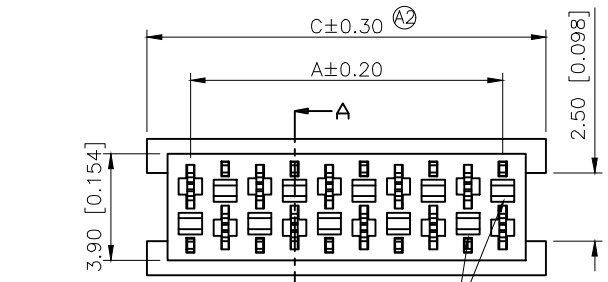


REVISIONS					
REV.	ECN NO.	LOCATION	DESCRIPTION	DATE	DESIGN
A1	N/A			2024.11.12	
A2	ECN-P-2026030906			2026.03.09	



SECTION:A-A  
SCALE:1:1

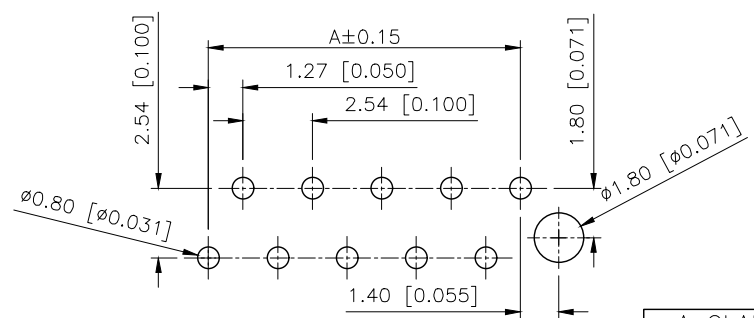
- SPECIFICATIONS**
- Voltage rating:500V AC/DC
  - Current rating:1A AC/DC
  - Withstanding Voltage:1000V AC/minute
  - Temperature range:-40°C~+125°C
  - Insulation resistance: 1000MΩ
  - Contact resistance ≤20mΩ
  - After environment testing ≤30mΩ

PART NO.:  
**X9127 F V-26 B-9T SN RE**

Series No  
Category:F-Female  
Welding Board Angle:R-Straight 90°  
Row No.Pin No:XX-04~26Pin  
Special No:B-No ears, no platform, both missing  
Material: 9T-Nylon 9T UL 94V-0  
Plating Category: SN-Bright tin Plating  
Color: RE-Red ; RD-Purplish red

Poles	Dimensions(mm)			Poles	Dimensions(mm)		
	A	B	C		A	B	C
4	3.81	5.50	6.99	16	19.05	20.74	22.23
6	6.35	8.04	9.53	18	21.59	23.28	24.77
8	8.89	10.58	12.07	20	24.13	25.82	27.31
10	11.43	13.12	14.61	22	26.67	28.36	29.85
12	13.97	15.66	17.15	24	29.21	30.90	32.39
14	16.51	18.20	19.69	26	31.75	33.44	34.93

X9127FV-26B-9TSNRD	purplish red	PA9T UL 94V-0	Brass	Tin-Plated	X9127W
X9127FV-26B-9TSNRE	Red				
PART NO	Color	Material	Material(Pin)	Finish(Pin)	Suitable XKB Wafer



PCB Layout

AuGLAR	±5°
X.	±0.40
X.x	±0.30
X.xx	±0.20
X.xxx	±0.15
UNSPECIFIED TOLERANCES	



DESIGN	VIEW:
CHECKED	UNIT: mm/in
APPROVED	SIZE: A4

MODEL TYPE: 1.27mm Crimp Style Connectors( )
PART NO.: X9127FV-26B-9TSNRE
DWG NO.: