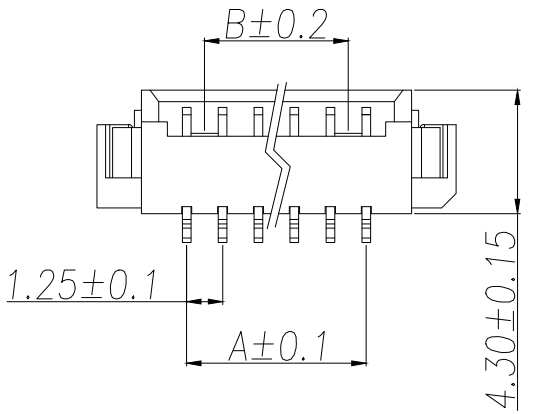

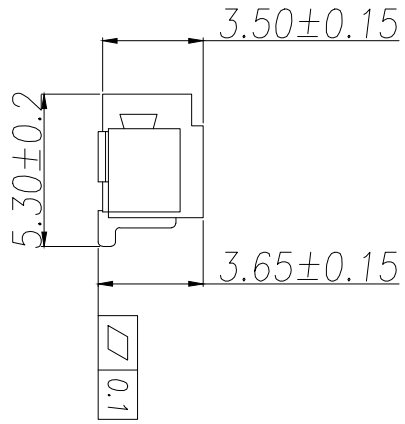

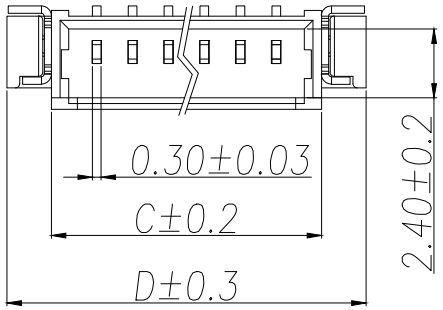

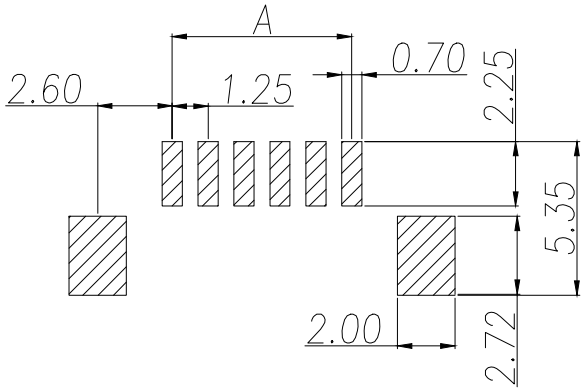

PCB.焊接图

PCB.WELDING DRAWING

Part No	PIN	A	B	C	D
ZX-MX1.25-2PWT-XW	2	1.25	0.00	4.40	7.50
ZX-MX1.25-3PWT-XW	3	2.50	0.00	5.65	8.75
ZX-MX1.25-4PWT-XW	4	3.75	2.50	6.90	10.00
ZX-MX1.25-5PWT-XW	5	5.00	3.75	8.15	11.25
ZX-MX1.25-6PWT-XW	6	6.25	5.00	9.40	12.50
ZX-MX1.25-7PWT-XW	7	7.50	6.25	10.65	13.75
ZX-MX1.25-8PWT-XW	8	8.75	7.50	11.90	15.00
ZX-MX1.25-9PWT-XW	9	10.00	8.75	13.15	16.25
ZX-MX1.25-10PWT-XW	10	11.25	10.00	14.40	17.50
ZX-MX1.25-11PWT-XW	11	12.50	11.25	15.65	18.75
ZX-MX1.25-12PWT-XW	12	13.75	12.50	16.90	20.00
ZX-MX1.25-13PWT-XW	13	15.00	13.75	18.15	21.25
ZX-MX1.25-14PWT-XW	14	16.25	15.00	19.40	22.50
ZX-MX1.25-15PWT-XW	15	17.50	16.25	20.65	23.75
ZX-MX1.25-16PWT-XW	16	18.75	17.50	21.90	25.00

1、极数 Number of polesr:2-16
2、工作温度 Working Temperature:-40℃-+85℃
3、额定电压 Voltage rating :125V AC
4、额定电流 Rated curren :1A
4、接触电阻 Contact resistance:≤30mΩ
5、绝缘电阻 Insulation resistance:≥100MΩ
6、耐压 Withstand voltage :250V AC
7、端子 Terminal :黄铜 Brass
8.外壳 Housing :LCP

制图 DRAWN	变更内容 DESCRIPTION	日期 DATE	GENERL TOLERANCE		制图 DRAWING	ROSE	料号 PART NO.	ZX-MX1.25-NPWT-XW	版本 REV.	A
			≥0~2< ±0.20	±0.5°	审核 CHECK	LEO	品名 TITLE	WAFER 1.25 卧贴	页次 SHEET	1/1
			≥2~5< ±0.30				客户料号 CUTM.NO.			
			≥5 ±0.50		核准 APPROVAL	JOHN				
					单位 UNITS	MM	比例 SCALE	1:1		

兆星精密电子（深圳）有限公司
ShenZhen ZhaoXing Precision electronics Co., Ltd.