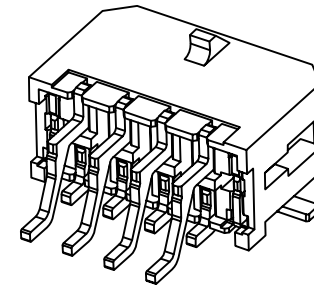


PCB LAYOUT(Tolerance:±0.05)

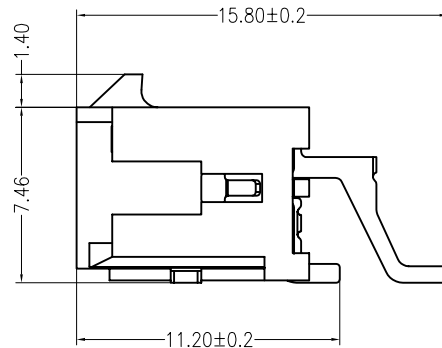
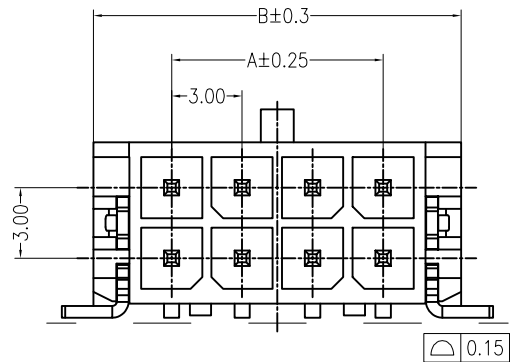


PIN	DIM A	DIM B
2x2	3.00	9.65
2x3	6.00	12.65
2x4	9.00	15.65
2x5	12.00	18.65
2x6	15.00	21.65
2x7	18.00	24.65
2x8	21.00	27.65
2x9	24.00	30.65
2x10	27.00	33.65
2x11	30.00	36.65
2x12	33.00	39.65

Specifications:

- Contact resistance: ≤10mΩ
- Insulation resistance: ≥1000MΩ
- Rated voltage: 250V AC DC
- Rated current: 5.0A AC DC
- Withstand Voltage: 1000V AC/minute
- Temperature Range: -25 °C ~ +85 °C
- Housing: LCP UL94V-0, BLACK
- Contacts: Brass/MATTE Sn-plated
- Solder Tabs: Brass/MATTE Sn-plated

ORDER INFORMATION:



DESIGNED		CHECKED		APPROVAL		DRAWING NUMBER		DATE		REV.		SCALE	
Mikey		Tom		Jerry		3025WRS-2xXXDP		2015/5/3		A		3:1	
ECN BO.		DESCRIPTION.		DATE.		REV.		SCALT: 1/2		SCALE: 3:1		FILE.NO.	
PART NAME		3025WRS-2xXXDP		UNLESS OTHERWISE SPECIFIED,TOLERANCE:		X. ±0.25		X.x ±0.20		X.xx ±0.15		ANGULAR ±3°	
MODEL NAME		3025WRS-2xXXDP		HanElectricity Co.,LTD		3RD ANGLE PROJ		FILE.NO.					

瀚源