

GBJ Plastic-Encapsulate Bridge Rectifier

Features

- Ideal for printed circuit board
- Small size, simple installation
- High surge current capability
- Reliable low cost construction utilizing molded plastic technique
- High temperature soldering guaranteed: 260/10 seconds at 5lbs., (2.3kg) tension


Reverse Voltage
50-1000 V
Forward Current
25 Ampere

Applications

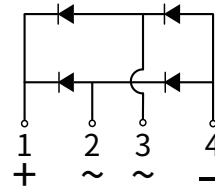
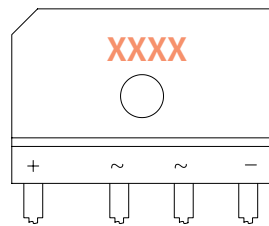
General purpose 1 phase Bridgerectifier applications

Mechanical Data

- Case: GBJ
Molding compound meets UL 94V-0 flammability rating, RoHS-compliant, halogen-free
- Terminals: Solder plated, solderable per MIL-STD-750, Method 2026
- Polarity: Cathode line denotes the cathode end



Function Diagram



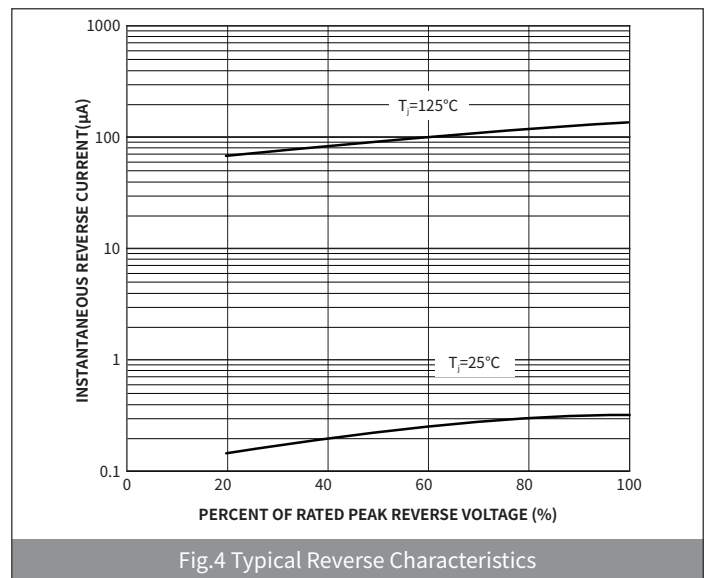
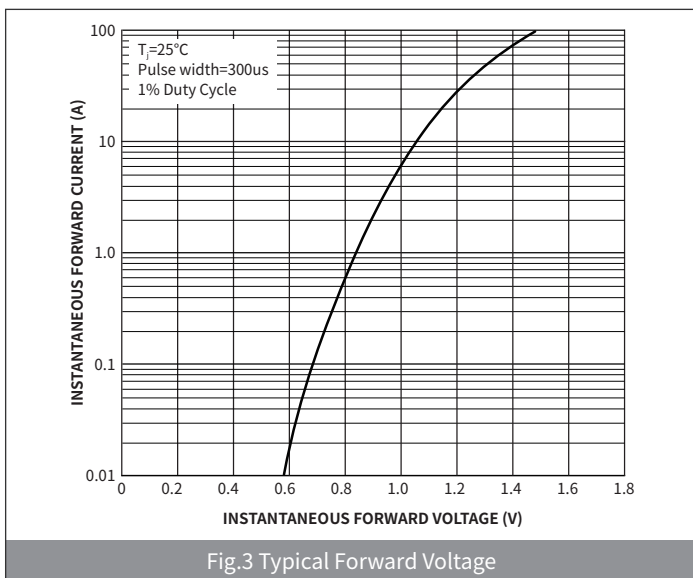
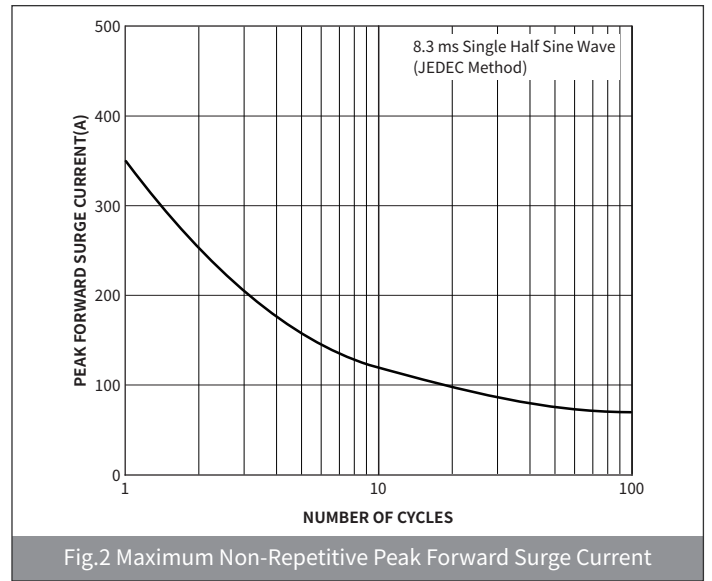
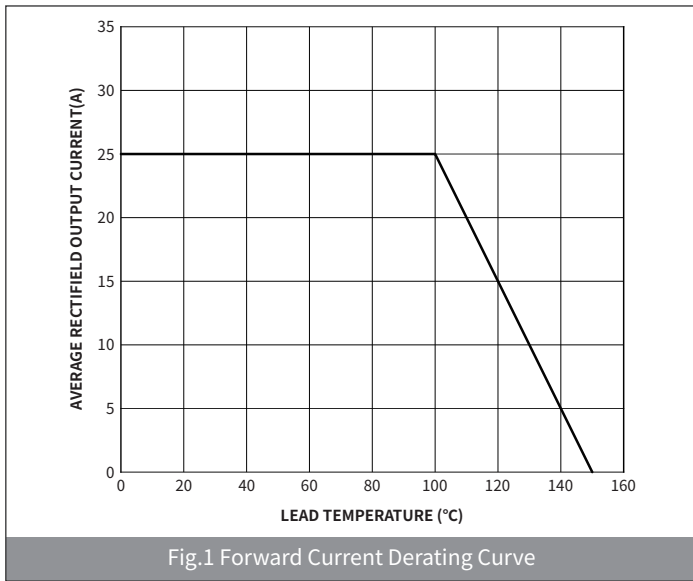
Maximum Ratings (Ta=25°C Unless otherwise specified)

PARAMETER	SYMBOL	UNIT	GBJ25005A	GBJ2501A	GBJ2502A	GBJ2504A	GBJ2506A	GBJ2508A	GBJ2510A
Device marking code			GBJ25005A	GBJ2501A	GBJ2502A	GBJ2504A	GBJ2506A	GBJ2508A	GBJ2510A
Maximum Repetitive Peak Reverse Voltage	V_{RRM}	V	50	100	200	400	600	800	1000
Maximum RMS Voltage	V_{RMS}	V	35	70	140	280	420	560	700
Maximum DC blocking Voltage	V_{DC}	V	50	100	200	400	600	800	1000
Maximum Average Forward Rectified Current @60Hz sinewave, Resistance load, TL (Fig.1)	$I_{F(AV)}$	A	25						
Non-repetitive Peak Forward Surge Current @ t=8.3ms Half-sine wave	I_{FSM}	A	350						
Rating for fusing (t=8.3ms, Ta=25 °C)	I^2t	A ² S	508.37						
Storage temperature	T_{stg}	°C	-55 ~ +150						
Junction temperature	T_j	°C	-55 ~ +150						
Typical Thermal Resistance	$R_{\theta J-A}$	°C/W	22						
	$R_{\theta J-C}$	°C/W	1.0						

● **Electrical Characteristics** (Ta=25°C Unless otherwise noted)

PARAMETER	TEST CONDITIONS	SYMBOL	UNIT	GBJ25005A	GBJ2501A	GBJ2502A	GBJ2504A	GBJ2506A	GBJ2508A	GBJ2510A
Maximum instantaneous forward voltage	$I_F=12.5A$	V_F	V							1.1
Maximum DC reverse current at rated DC blocking voltage	$V_R=V_{DC}, T_A=25^\circ C$	I_{R1}	μA							10
	$V_R=V_{DC}, T_A=100^\circ C$	I_{R2}								
Typical junction capacitance	4.0V DC, 1MHz	C_J	pF							60

● **Ratings And Characteristics Curves** (Ta=25°C Unless otherwise specified)



GBJ25005A THRU GBJ2510A

GBJ 25.0 AMP Plastic-Encapsulate Bridge Rectifier

● Ordering Information

PACKAGE	UNIT WEIGHT(g)	BOX(pcs)	CARTON(pcs)
GBJ	6.38	250	2000

● Package Outline Dimensions (GBJ)

Symbol	Dimensions			
	Millimeters		Inches	
	Min.	Max.	Min.	Max.
A	29.70	30.30	1.170	1.190
B	19.70	20.30	0.780	0.800
C	17.00	18.00	0.670	0.710
D	4.80	6.10	0.190	0.240
E	3.80	4.20	0.150	0.165
F	7.30	7.70	2.87	0.303
G	9.80	10.20	0.386	0.402
H	0.90	1.10	0.035	0.043
I	1.95	2.4	0.077	0.094
J	2.30	2.70	0.090	0.106
K	3.40	3.80	0.134	0.150
L	4.40	4.80	0.173	1.89
M	10.80	11.20	0.425	0.441
N	3.10	3.70	0.122	0.145
O	2.50	2.70	0.098	0.106
P	0.55	0.80	0.022	0.0315

