REV.	DESCRIPTION	ECN NO.	NAME	DATE

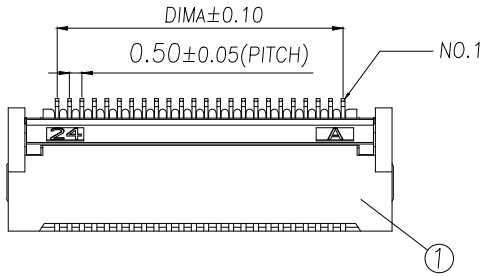

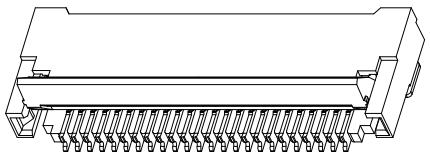

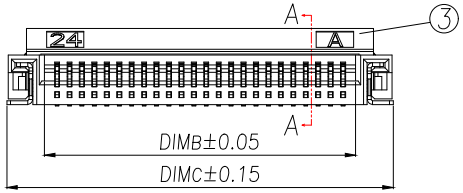

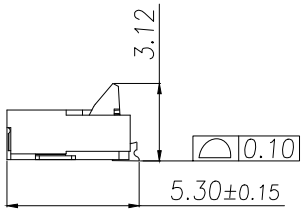

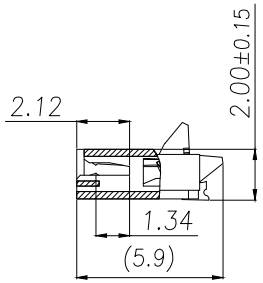

SECTION A–A

Part No	Pin	A	B	C
BX–FPC0.5–4PH20HF	4	1.50	2.52	5.54
BX–FPC0.5–5PH20HF	5	2.00	3.02	6.04
BX–FPC0.5–6PH20HF	6	2.50	3.52	6.54
BX–FPC0.5–7PH20HF	7	3.00	4.02	7.04
BX–FPC0.5–8PH20HF	8	3.50	4.52	7.54
BX–FPC0.5–9PH20HF	9	4.00	5.02	8.04
BX–FPC0.5–10PH20HF	10	4.50	5.52	8.54
BX–FPC0.5–11PH20HF	11	5.00	6.02	9.04
BX–FPC0.5–12PH20HF	12	5.50	6.52	9.54
.....	.....	.....	.....	.....
BX–FPC0.5–60PH20HF	60	(60–1)*0.5	(60+8)*0.5+0.02	(60+7)*0.5+0.04
BX–FPC0.5–80PH20HF	80	(80–1)*0.5	(80+8)*0.5+0.02	(80+7)*0.5+0.04

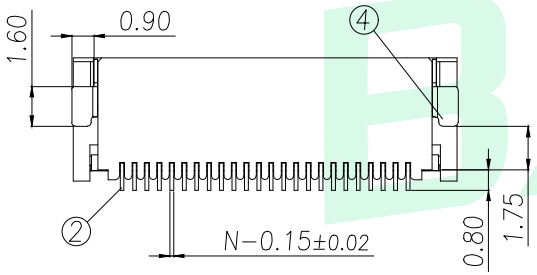

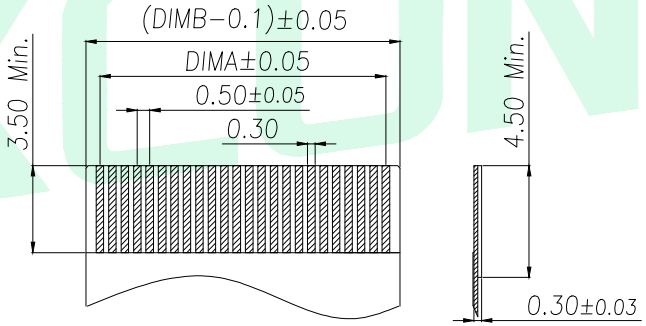

适用扁平线(Applicable Flat Cable)

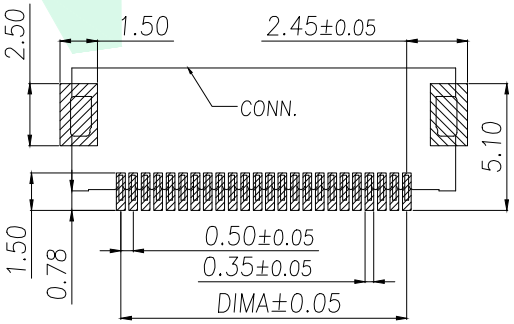

适用线路板(PCB LAYOUT)

序号	品名	材质
1	0.5后翻胶芯(H2.0)	LCP UL94V–0 本色
2	0.5后翻端子(H2.0)	铜合金/表面点镀金
3	0.5后翻后盖(H2.0)	LCP UL94V–0 黑色
4	0.5后翻焊片(H2.0)	铜合金/表面镀锡

技术指标:

1.塑件表面应光洁、无毛边、无明显收缩、缺陷、裂纹等现象.
2.温度范围:–25°C~+85°C.
3.额定电压:50V,AC/DC.
4.接触电阻:≤0.03Ω.
5.绝缘电阻:≥500MΩ

GENERAL TOLERANCE					
DIM.	TOL.	DONGGUAN BAOXUN PRECISION TECHNOLOGY CO., LTD			BXCONN®
.x	±0.30	TITLE: 0.5 Pitch H2.0 Backflip R/A Type CONN			
.xx	±0.20				
.xxx	±0.05				
GENERAL ANGLE:		DWG. NO.: BX–FPC0.5–NPH20HF		CHECKED: MAX	
.x°	±5°				
.xx°	±2°	PART NO.: BX–FPC0.5–NPH20HF		DRAWN: ELLA	
.xxx°	±1°				
UNIT: mm	SCALE: none	SHEET: 1of 1	DWG. SIZE: A4	LAYER: bxconn	APPROVED: WILL