REV.	DESCRIPTION	ECN NO.	NAME	DATE

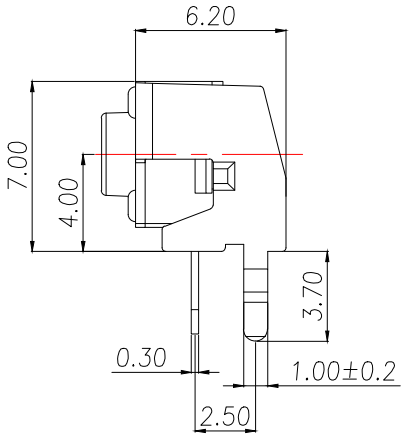

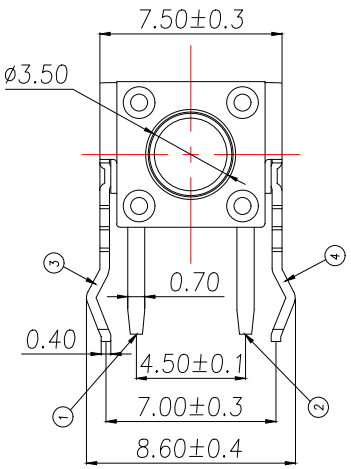

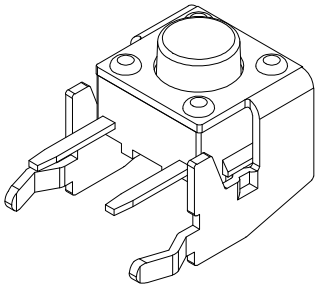

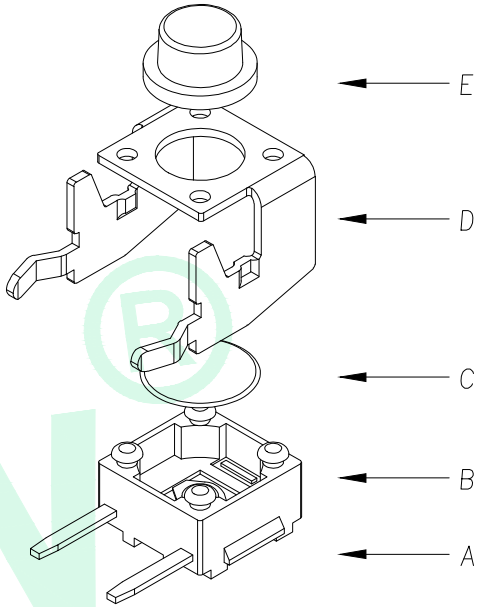

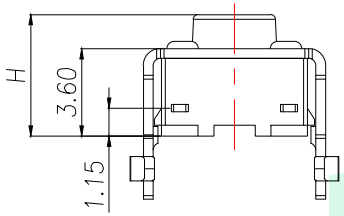

H
4.3
4.5
4.8
5.0
.....
10.0

T S - 1 0 0 2 N - □ □ □ □ □ □ □

安装方式:
T:贴片
C:插件
B:沉板
J:包脚

定位柱:
D:带柱
Z:无柱

高度:
43H:4.3H
45H:4.5H
48H:4.8H
50H:5.0H
55H:5.5H
.....

力度:
A:160g
B:260g

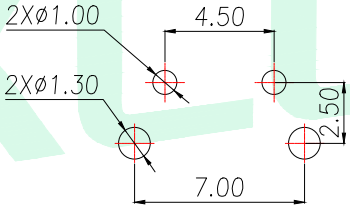

PCB.焊接图
PCB.WELDING DRAWING

主要技术参数、性能
The Main Thchnology Performance

额定电流、电压 Rate voltage.current	50mA DC12V
接触电阻 Contact resistance	≤100mΩ
按力 Operating force	±50gf
行程 travel	0.25±0.1mm
绝缘电阻 Insulated resistance	≥100MΩ
介电强度 Dielectric strength	≥250VAC/1min

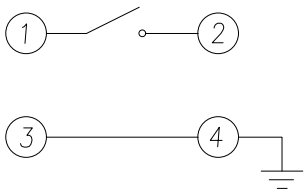

电路图
CIRCUIT DIAGRAM

ITEM 项目	DESCRIPTION 名称	MATERIAL 材质	QTY 数量	FINSH/COLOR 表面处理/颜色
E	按钮	PPA	1	黑色
D	盖板	铁盖板	1	镀铜锡
C	弹片	磷铜不锈钢	1	镀银
B	本体	PPA	1	黑色
A	卡件	黄铜	1	镀银

GENERAL TOLERANCE

DIM.	TOL.
0.5~2	±0.10
2~5	±0.25
5~10	±0.30
GENERAL ANGLE:	±0.5°

DONGGUAN BAOXUN PRECISION TECHNOLOGY CO., LTD

BXCONN®

TITLE: TACT SWITCH

DWG. NO.: TS-1002N-CZXXXS

CHECKED: MAX

PART NO.: TS-1002N-CZXXXS

DRAWN: ELLA

UNIT:	SCALE:	SHEET:	DWG. SIZE:	LAYER:	APPROVED:
mm	none	1of 1	A4	bxconn	WILL

BXCONN®