REV.	DESCRIPTION	ECN NO.	NAME	DATE

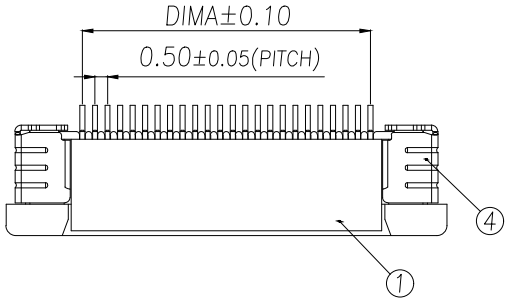

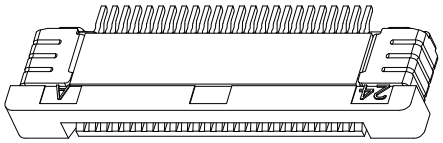

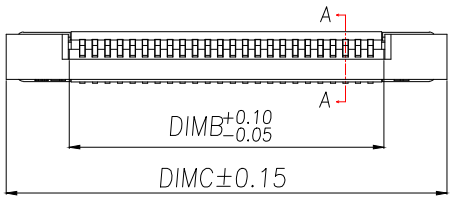

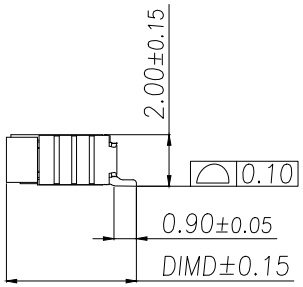

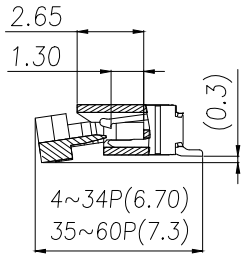

SECTION A–A

Part No	Pin	A	B	C	D
BX–FPC0.5–4PH20AS	4	1.50	2.56	7.60	5.20
BX–FPC0.5–5PH20AS	5	2.00	3.06	8.10	
BX–FPC0.5–6PH20AS	6	2.50	3.56	8.60	
BX–FPC0.5–7PH20AS	7	3.00	4.06	9.10	
BX–FPC0.5–8PH20AS	8	3.50	4.56	9.60	
BX–FPC0.5–9PH20AS	9	4.00	5.06	10.10	
BX–FPC0.5–10PH20AS	10	4.50	5.56	10.60	
BX–FPC0.5–11PH20AS	11	5.00	6.06	11.10	
BX–FPC0.5–12PH20AS	12	5.50	6.56	11.60	
.....	.....	.....	.....	.....	
BX–FPC0.5–34PH20AS	34	16.50	17.56	22.60	
BX–FPC0.5–35PH20AS	35	17.00	18.06	23.10	5.75
BX–FPC0.5–36PH20AS	36	17.50	18.56	23.60	
.....	....	...	.....	.....	
BX–FPC0.5–60PH20AS	60	(60–1)*0.5	(60+1)*0.5+0.06	(60+11)*0.5+0.1	

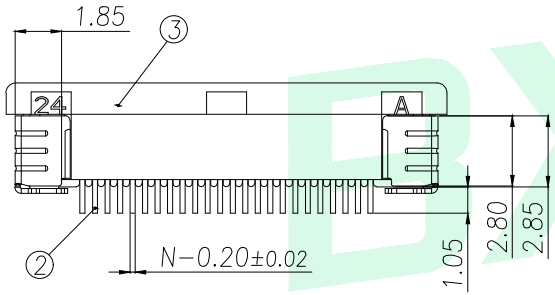

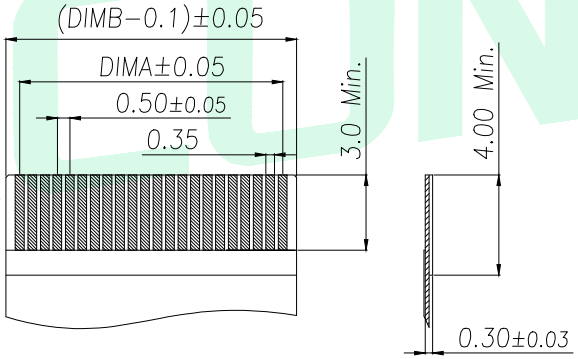

适用扁平线(Applicable Flat Cable)

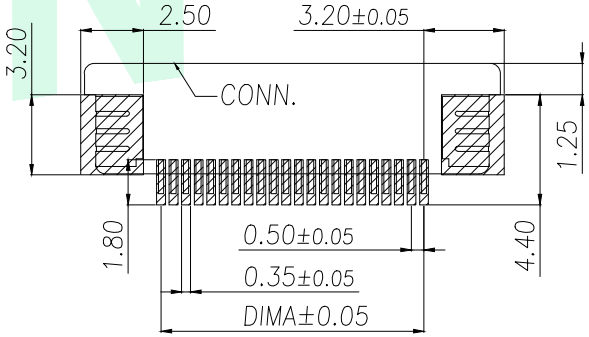

适用线路板(PCB LAYOUT)

序号	品名	材质
1	0.5拉拔胶芯(H2.0)	LCP UL94V–0 本色
2	0.5拉拔上接端子(H2.0)	铜合金/表面镀锡
3	0.5拉拔卧式后盖(H2.0)	LCP UL94V–0 黑色
4	0.5拉拔焊片(H2.0)	铜合金/表面镀锡

技术指标:

1. 塑件表面应光洁、无毛边、无明显收缩、缺陷、裂纹等现象.
2. 温度范围:–25°C~+85°C.
3. 额定电压:50V,AC/DC.
4. 接触电阻:≤0.03Ω.
5. 绝缘电阻:≥500MΩ

GENERAL TOLERANCE						
DIM.	TOL.	DONGGUAN BAOXUN PRECISION TECHNOLOGY CO., LTD				BXCONN®
.x	±0.30	TITLE: 0.5 Pitch 拉拔卧式上接(H=2.0)				
.xx	±0.20					
.xxx	±0.05					
GENERAL ANGLE:		DWG. NO.: BX–FPC0.5–NPH20AS			CHECKED: MAX	
.x°	±5°					
.xx°	±2°	PART NO.: BX–FPC0.5–NPH20AS			DRAWN: ELLA	
.xxx°	±1°					
		UNIT: mm	SCALE: none	SHEET: 1of 1	DWG. SIZE: A4	LAYER: bxconn	APPROVED: WILL