1710-6000MHz 49x13 L120 CM1 Antenna

FEATURES & BENEFITS

- Welding RG 1.13 cable, Ipex connector, 3M sticker for easy installation.
- Mounting to: non-conductive surface
- Installation type: adhesive

APPLICATIONS

- IoT Devices
- Smart Cities
- Smart Agriculture
- Consumer Tracking
- Smart Metering
- Smart Agriculture

ORDER INFORMATION

Product Name	1710-6000MHz 49x13 L120 CM1 Antenna
Part Number	AICF009
Dimensions	49 x 13mm
Weight	0.8 g
Color	Black
Mounting	adhesive
Antenna Cable	Default IPEX 1 RF 1.13 black coaxial cable (Ø 1.13 x 120 mm) , customizable.

REFERENCE GUIDE

Technical Features (MHz)	1710-5000
Max VSWR	2.1:1
Max Efficiency	78.21%
Peak Gain	3.66dBi
Radiation Pattern	Omnidirectional
Polarization	Linear
Input Impedance	50 Ω
Operating Temperature	-40ºC to +85ºC
Storage Temperature	-40ºC to +85ºC
Relative Humidity	10 to 70%
Material Substance Compliance	ROHS and REACH Compliant
Dimensions (L x W x H)	49 x 13mm
All test data were obtained from testing conducted on 1.4mm thick polycarbonate (PC) plastic material; with an 120-mm-long RF 1.13 cable.Application data might vary.	

MyAntenna RF Technology Co., Ltd
ADD:No.RM 410, Country Garden Phoenix Wisdom Valley, No. 50 Tiezai Road, Baoan District, Shenzhen, P.R.China.
TEL：+86-0755-86503881 FAX：+86-0755-27801677 E-mail：nfc@imyantenna.com

ELECTRICAL PERFORMANCE

- Note

All data displayed in the "ELECTRICAL PERFORMANCE" section were measured using a 120mm-long RF 1.13 cable mounted on 1.4mm thick polycarbonate (PC) plastic material.

Return Loss

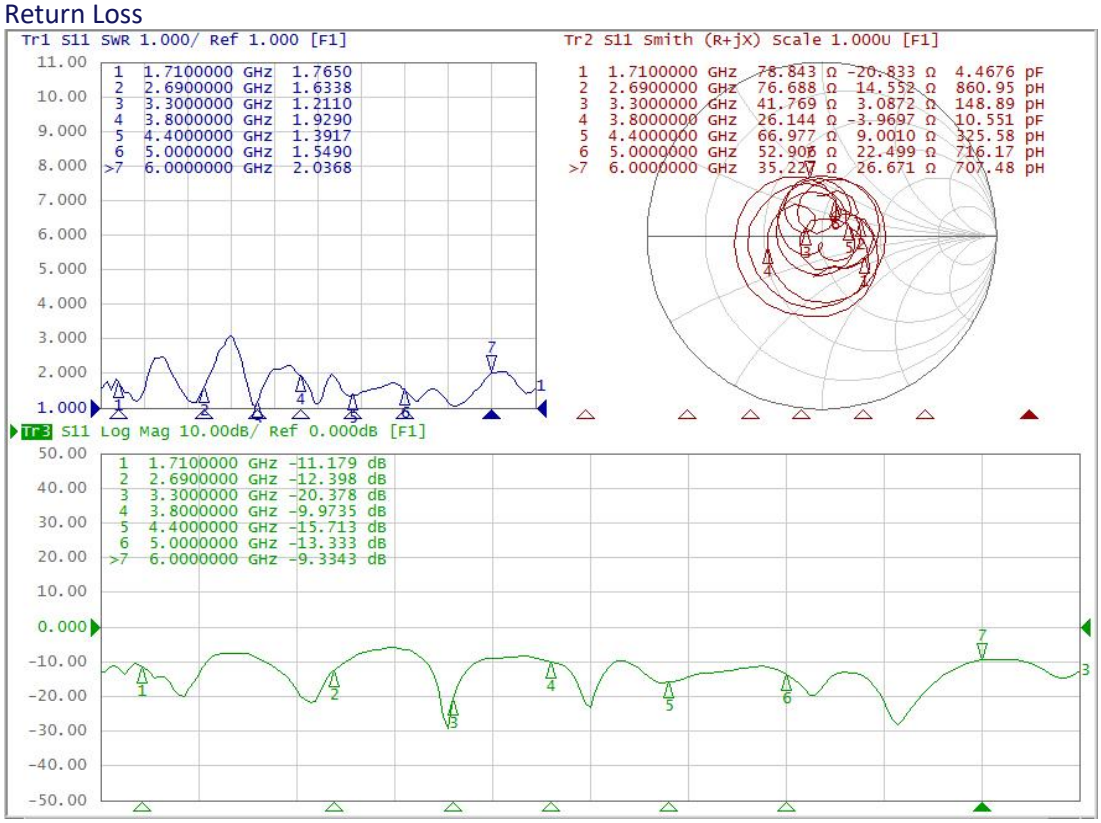

Efficiency（%）And Gain（dBi）

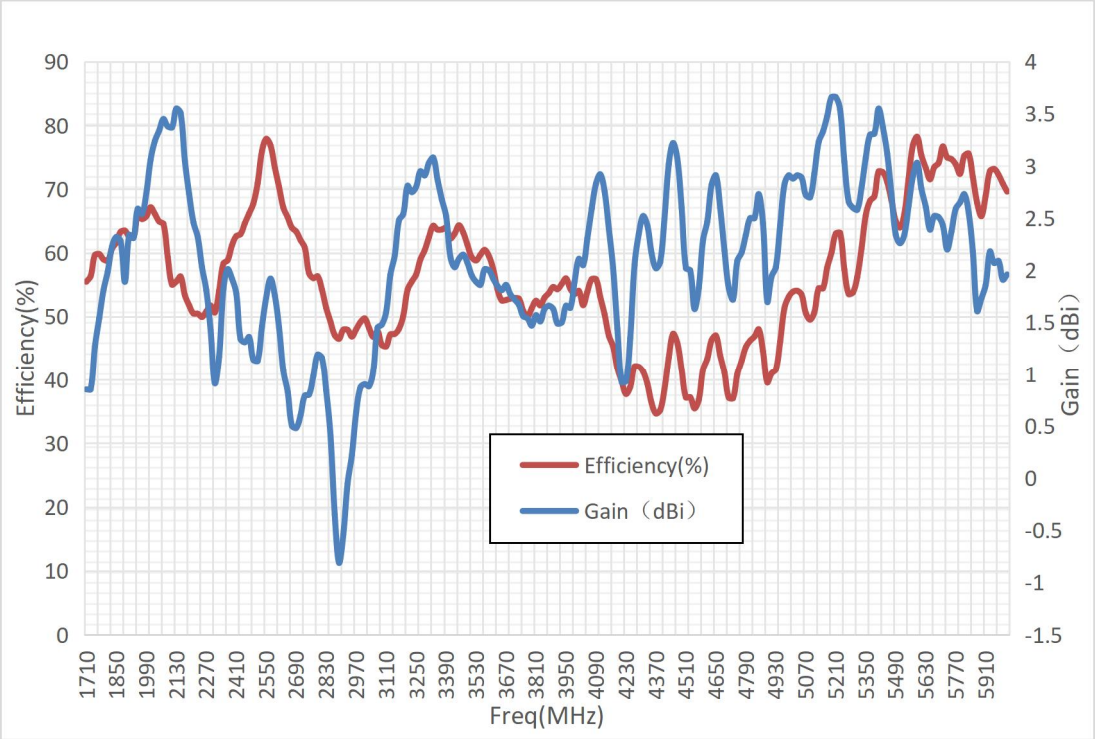

MyAntenna RF Technology Co., Ltd
ADD:No.RM 410, Country Garden Phoenix Wisdom Valley, No. 50 Tiezai Road, Baoan District, Shenzhen, P.R.China
TEL：+86-0755-86503881 E-mail：nfc@imyantenna.com

Freq(MHz)	Gain（dBi）	Efficiency(%)	Freq(MHz)	Gain（dBi）	Efficiency(%)	Freq(MHz)	Gain（dBi）	Efficiency(%)
1710	0.85	55.48	3150	2.14	47.29	4590	2.29	41.62
1730	0.85	56.35	3170	2.48	48.10	4610	2.47	43.37
1750	1.27	59.68	3190	2.54	50.14	4630	2.82	46.31
1770	1.54	59.82	3210	2.81	54.22	4650	2.91	47.03
1790	1.81	58.98	3230	2.75	55.52	4670	2.60	43.88
1810	1.99	58.79	3250	2.80	56.60	4690	2.19	41.13
1830	2.23	60.68	3270	2.95	58.98	4710	1.83	37.15
1850	2.32	61.65	3290	2.91	60.42	4730	1.72	37.07
1870	2.28	63.31	3310	3.03	62.48	4750	2.09	40.88
1890	1.89	63.49	3330	3.08	64.26	4770	2.17	43.01
1910	2.34	62.55	3350	2.87	63.66	4790	2.34	45.22
1930	2.31	62.40	3370	2.68	63.68	4810	2.50	46.22
1950	2.59	65.90	3390	2.52	63.96	4830	2.50	46.87
1970	2.54	65.32	3410	2.13	62.27	4850	2.73	48.01
1990	2.74	65.74	3430	2.03	63.03	4870	2.45	44.55
2010	3.06	67.16	3450	2.11	64.33	4890	1.70	39.57
2030	3.24	66.12	3470	2.15	63.20	4910	1.94	40.99
2050	3.34	64.94	3490	2.07	61.24	4930	2.03	41.61
2070	3.45	64.56	3510	1.95	59.31	4950	2.43	46.04
2090	3.38	59.38	3530	1.89	58.82	4970	2.82	51.32
2110	3.37	55.03	3550	1.86	59.70	4990	2.91	53.10
2130	3.55	55.52	3570	2.01	60.47	5010	2.88	53.92
2150	3.51	56.30	3590	2.00	59.50	5030	2.91	54.06
2170	3.05	53.37	3610	1.92	57.46	5050	2.89	53.47
2190	2.73	51.77	3630	1.85	54.31	5070	2.72	50.56
2210	2.46	50.50	3650	1.81	52.54	5090	2.70	49.53
2230	2.32	50.46	3670	1.86	52.61	5110	2.93	50.71
2250	2.03	49.96	3690	1.77	52.83	5130	3.23	54.45
2270	1.81	50.81	3710	1.72	52.93	5150	3.33	54.45
2290	1.43	51.74	3730	1.67	52.82	5170	3.48	57.74
2310	0.91	50.66	3750	1.56	50.94	5190	3.66	60.07
2330	1.17	54.07	3770	1.54	49.99	5210	3.66	63.04
2350	1.82	58.33	3790	1.47	51.32	5230	3.54	63.14
2370	2.01	58.86	3810	1.57	52.49	5250	3.04	57.39
2390	1.92	61.18	3830	1.51	51.76	5270	2.66	53.55
2410	1.78	62.63	3850	1.63	53.00	5290	2.60	53.79
2430	1.34	62.95	3870	1.66	53.71	5310	2.58	56.21
2450	1.31	64.65	3890	1.63	54.65	5330	2.79	60.67
2470	1.36	66.18	3910	1.49	54.31	5350	3.08	65.92

2490	1.14	67.77	3930	1.50	55.13	5370	3.30	68.18
2510	1.13	70.95	3950	1.66	56.00	5390	3.31	68.88
2530	1.46	75.95	3970	1.64	54.39	5410	3.55	72.78
2550	1.74	77.89	3990	1.89	53.57	5430	3.37	72.65
2570	1.92	76.87	4010	2.11	54.05	5450	3.12	71.12
2590	1.76	73.43	4030	2.05	51.81	5470	2.73	68.22
2610	1.45	70.32	4050	2.31	53.93	5490	2.34	64.97
2630	1.03	67.10	4070	2.59	55.88	5510	2.26	64.00
2650	0.83	65.60	4090	2.83	55.88	5530	2.34	66.10
2670	0.50	63.95	4110	2.92	53.09	5550	2.62	71.64
2690	0.48	63.35	4130	2.76	50.39	5570	2.90	76.89
2710	0.60	62.03	4150	2.40	47.02	5590	3.03	78.21
2730	0.79	60.82	4170	2.02	45.29	5610	2.78	75.28
2750	0.80	56.82	4190	1.44	41.83	5630	2.61	73.33
2770	0.98	56.05	4210	0.92	39.74	5650	2.39	71.56
2790	1.19	56.33	4230	0.93	37.74	5670	2.52	73.46
2810	1.16	54.27	4250	1.35	38.84	5690	2.51	74.10
2830	0.84	51.38	4270	2.05	42.12	5710	2.43	76.70
2850	0.41	49.22	4290	2.35	42.07	5730	2.20	74.99
2870	-0.35	47.10	4310	2.52	41.29	5750	2.37	74.72
2890	-0.81	46.52	4330	2.43	39.34	5770	2.59	73.89
2910	-0.54	47.96	4350	2.16	36.28	5790	2.65	72.40
2930	-0.05	47.93	4370	2.02	34.67	5810	2.73	75.23
2950	0.22	46.88	4390	2.08	35.20	5830	2.56	75.59
2970	0.63	48.02	4410	2.50	38.55	5850	2.18	71.89
2990	0.87	49.14	4430	3.02	43.55	5870	1.61	67.87
3010	0.90	49.73	4450	3.22	47.30	5890	1.73	65.77
3030	0.88	48.23	4470	3.07	45.86	5910	1.86	68.99
3050	1.03	46.82	4490	2.60	41.61	5930	2.18	72.86
3070	1.45	47.73	4510	2.02	37.18	5950	2.07	73.17
3090	1.48	45.54	4530	2.00	37.22	5970	2.09	72.26
3110	1.60	45.32	4550	1.63	35.48	5990	1.91	70.88
3130	1.96	47.22	4570	1.83	36.81	6000	1.96	69.62

RADIATION PATTERNS



The Antenna in MyAntenna's Anechoic Chamber

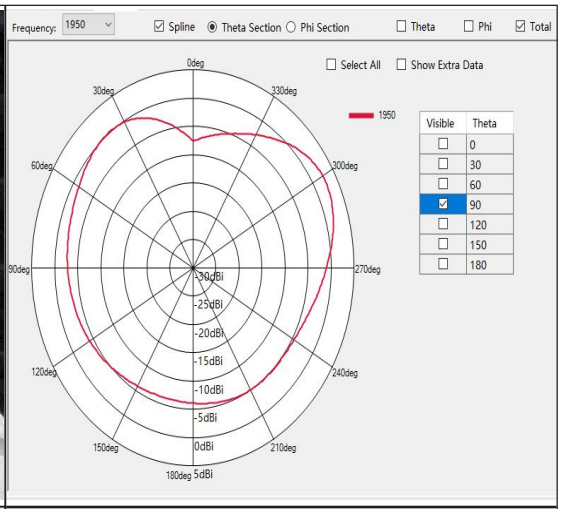

θ = 90º Plane XY at 1950 MHz, Gain 2.59 dBi

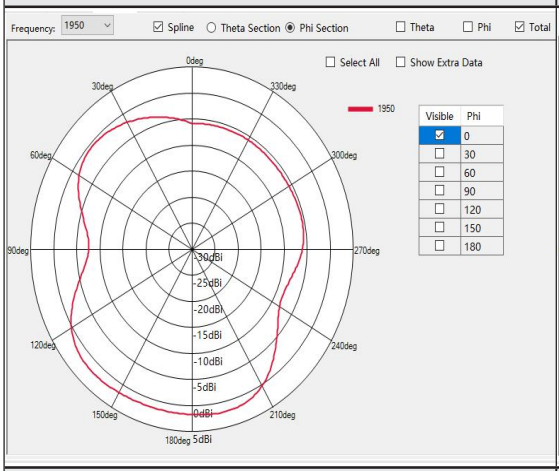

Φ = 0º Plane XZ at 1950 MHz, Gain 2.59 dBi

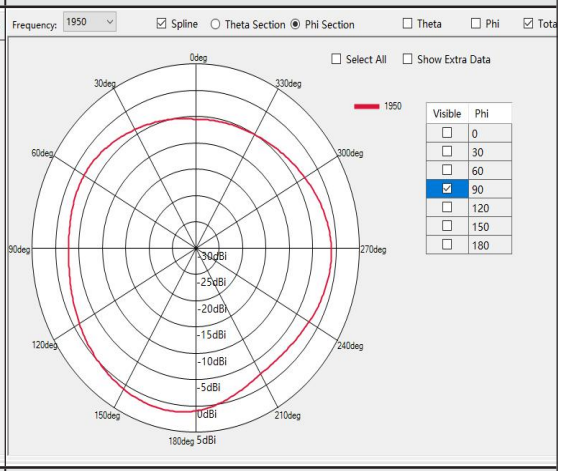

Φ = 90º Plane YZ at 1950 MHz, Gain 2.59 dBi

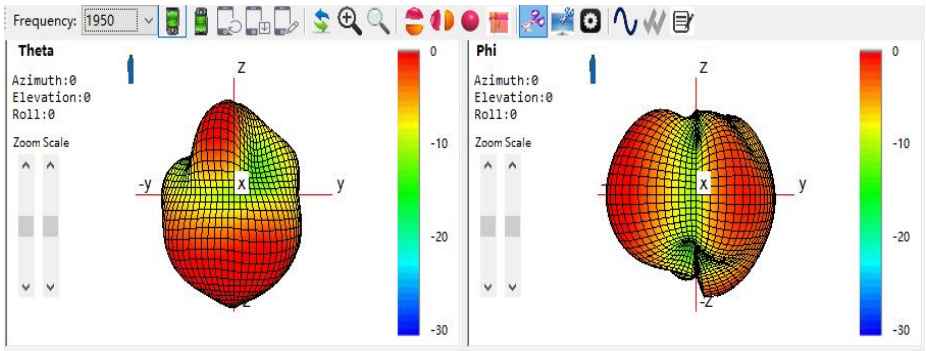

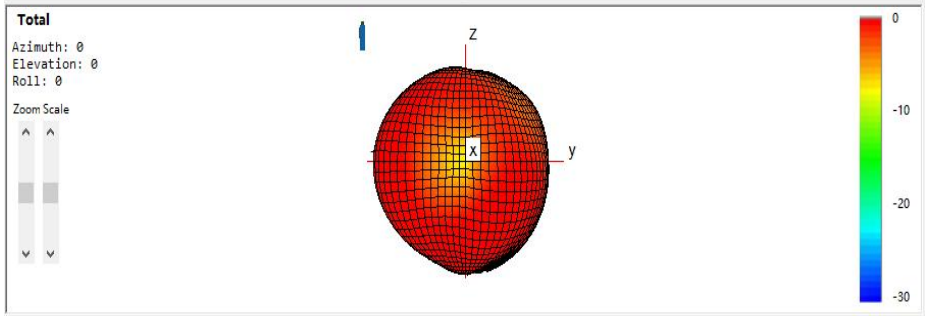

MyAntenna RF Technology Co., Ltd
ADD:No.RM 410, Country Garden Phoenix Wisdom Valley, No. 50 Tiezai Road, Baoan District, Shenzhen, P.R.China
TEL：+86-0755-86503881 E-mail：nfc@imyantenna.com



The Antenna in MyAntenna's Anechoic Chamber

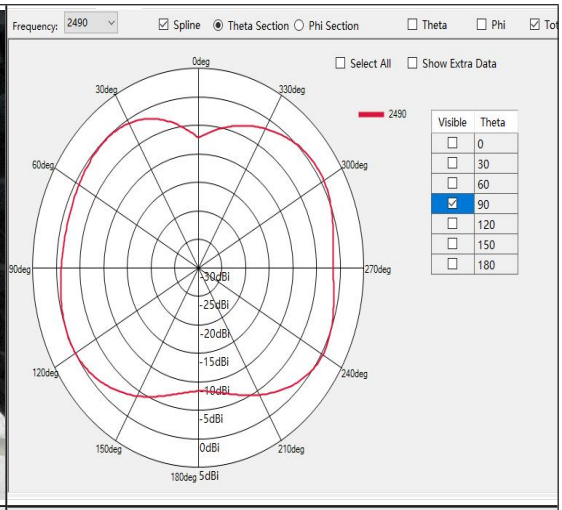

θ = 90º Plane XY at 2490 MHz, Gain 1.14 dBi

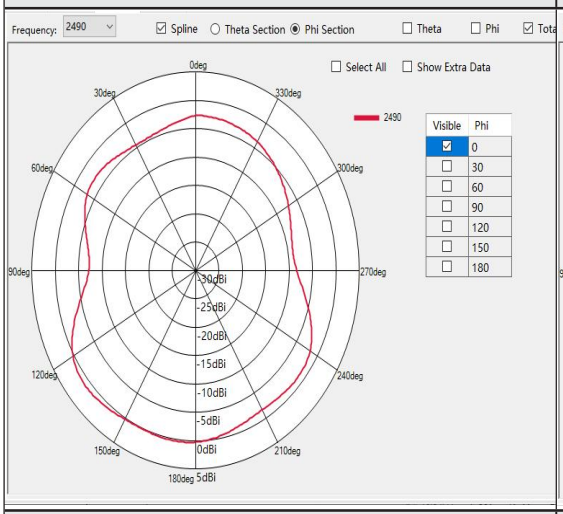

Φ = 0º Plane XZ at 2490 MHz, Gain 1.14 dBi

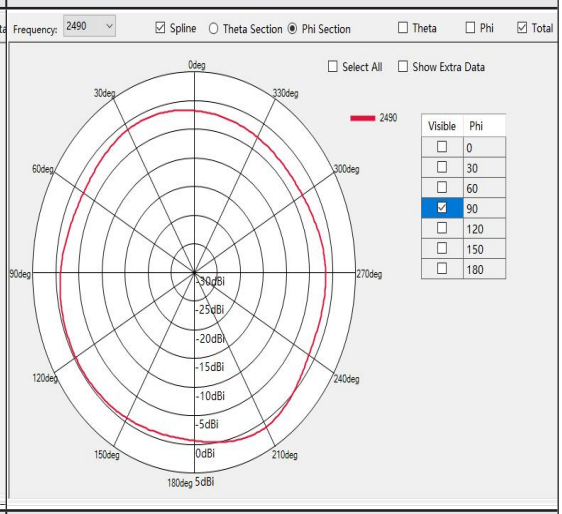

Φ = 90º Plane YZ at 2490 MHz, Gain 1.14 dBi

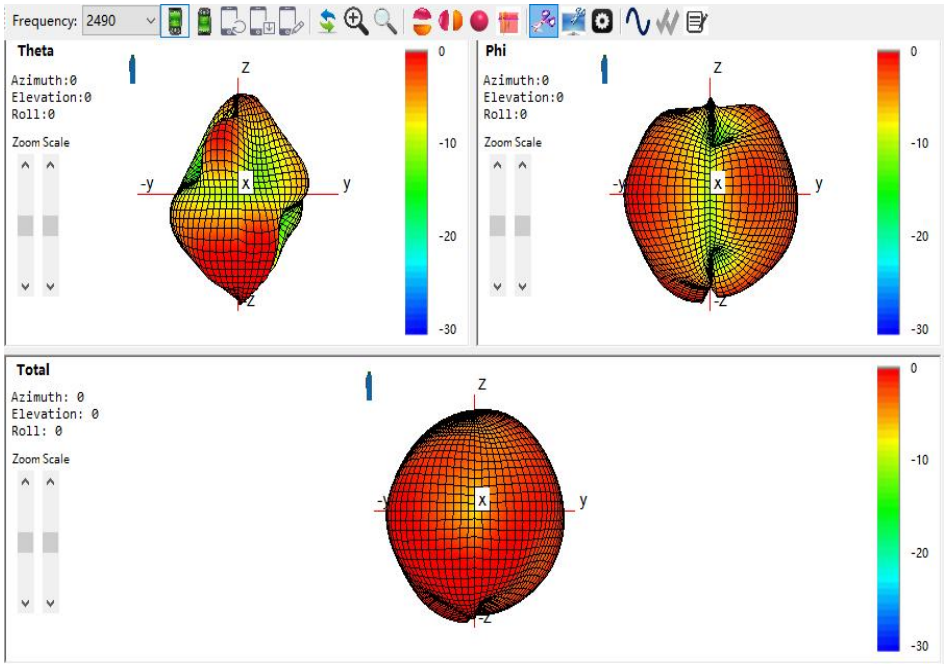

MyAntenna RF Technology Co., Ltd
ADD:No.RM 410, Country Garden Phoenix Wisdom Valley, No. 50 Tiezai Road, Baoan District, Shenzhen, P.R.China
TEL：+86-0755-86503881 E-mail：nfc@imyantenna.com



The Antenna in MyAntenna's Anechoic Chamber

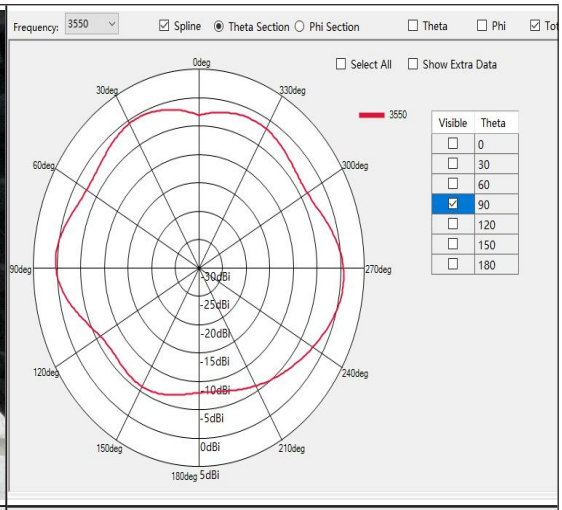

θ = 90º Plane XY at 3550 MHz, Gain 1.86 dBi

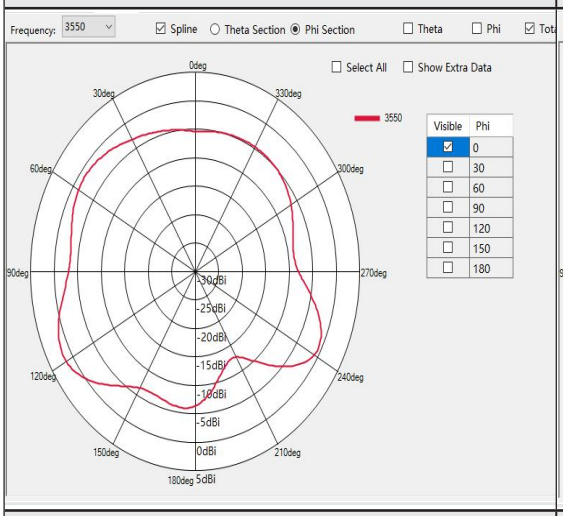

Φ = 0º Plane XZ at 3550 MHz, Gain 1.86 dBi

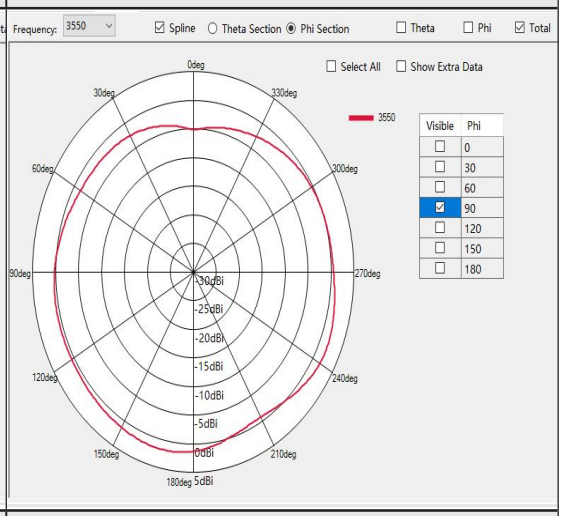

Φ = 90º Plane YZ at 3550 MHz, Gain 1.86 dBi

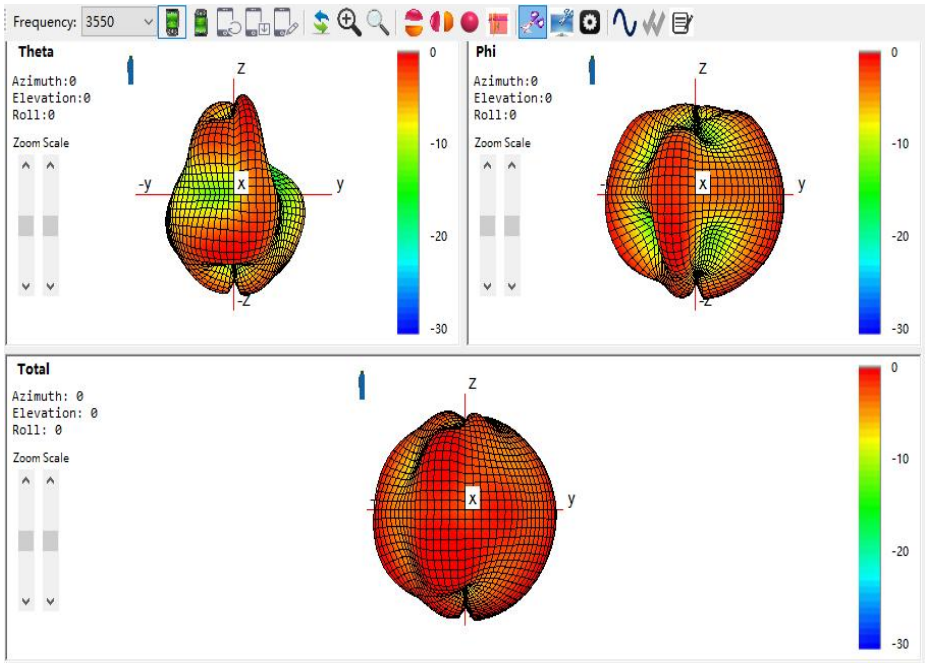

MyAntenna RF Technology Co., Ltd
ADD:No.RM 410, Country Garden Phoenix Wisdom Valley, No. 50 Tiezai Road, Baoan District, Shenzhen, P.R.China
TEL：+86-0755-86503881 E-mail：nfc@imyantenna.com



The Antenna in MyAntenna's Anechoic Chamber

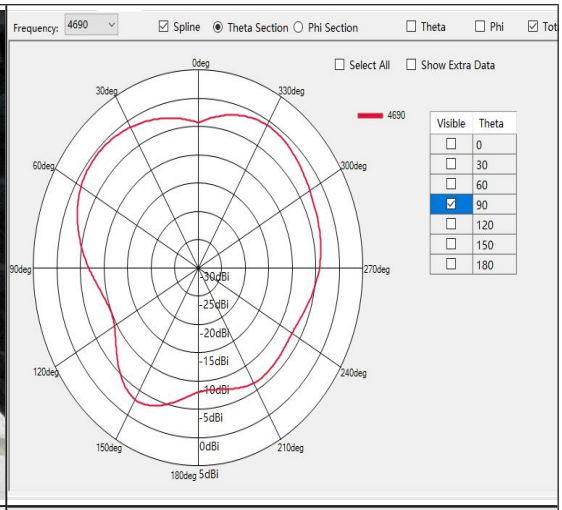

θ = 90º Plane XY at 4690 MHz, Gain 2.19 dBi

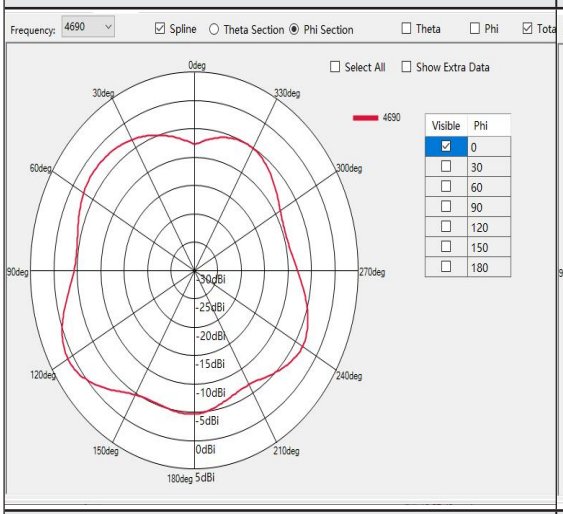

Φ = 0º Plane XZ at 4690 MHz, Gain 2.19 dBi

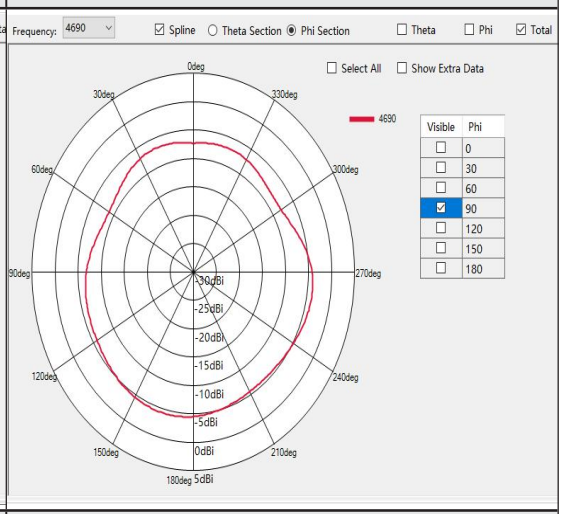

Φ = 90º Plane YZ at 4690 MHz, Gain 2.19 dBi

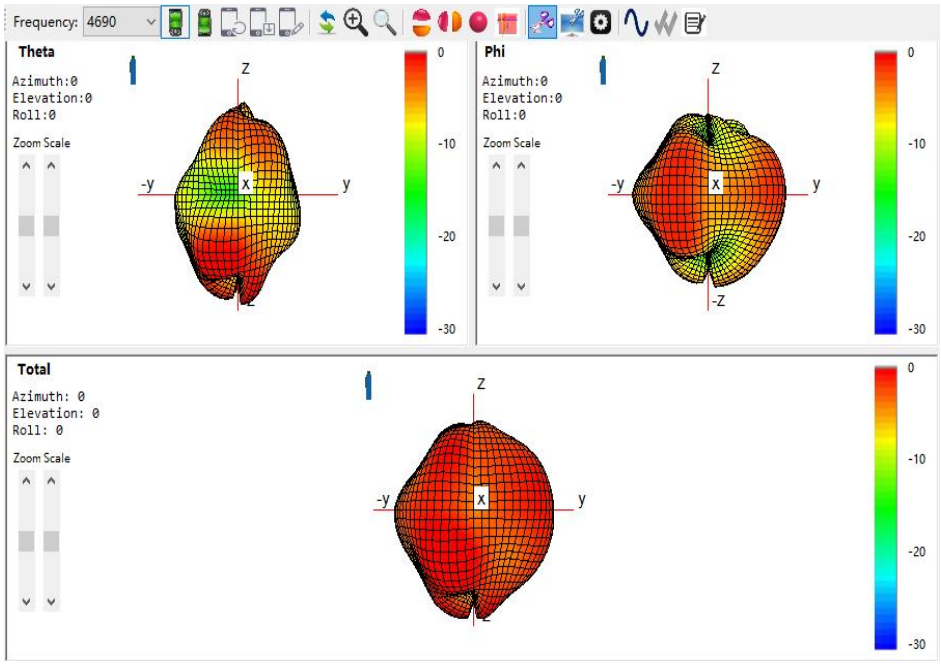

MyAntenna RF Technology Co., Ltd
ADD:No.RM 410, Country Garden Phoenix Wisdom Valley, No. 50 Tiezai Road, Baoan District, Shenzhen, P.R.China
TEL：+86-0755-86503881 E-mail：nfc@imyantenna.com



The Antenna in MyAntenna's Anechoic Chamber

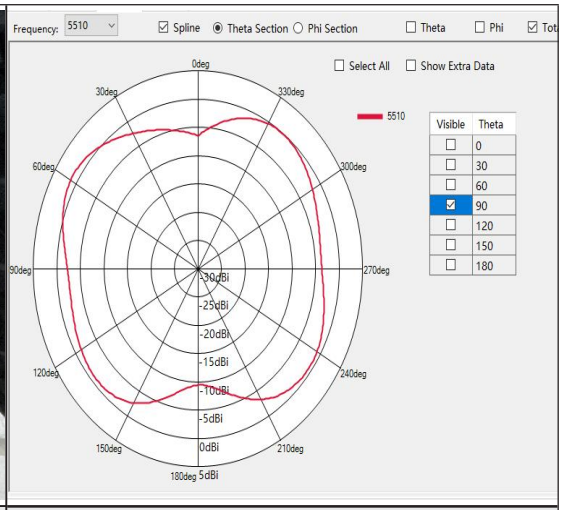

θ = 90º Plane XY at 5510 MHz, Gain 2.26 dBi

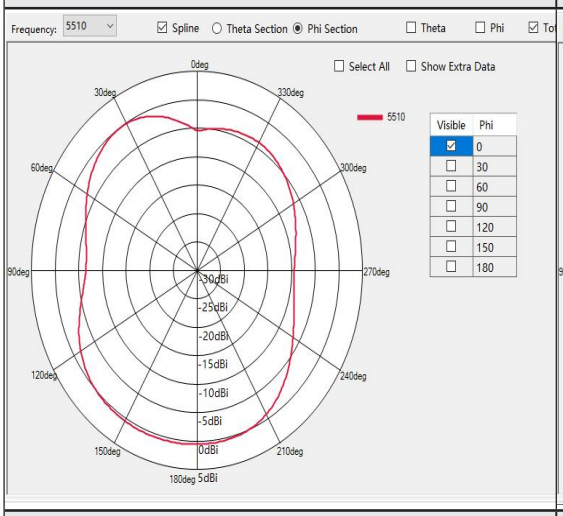

Φ = 0º Plane XZ at 5510 MHz, Gain 2.26 dBi

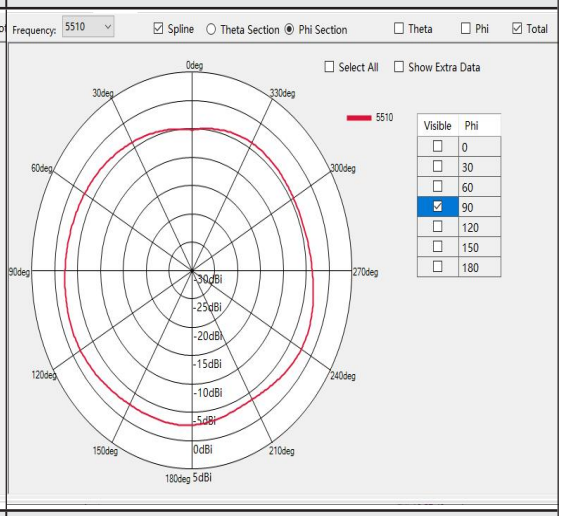

Φ = 90º Plane YZ at 5510 MHz, Gain 2.26 dBi

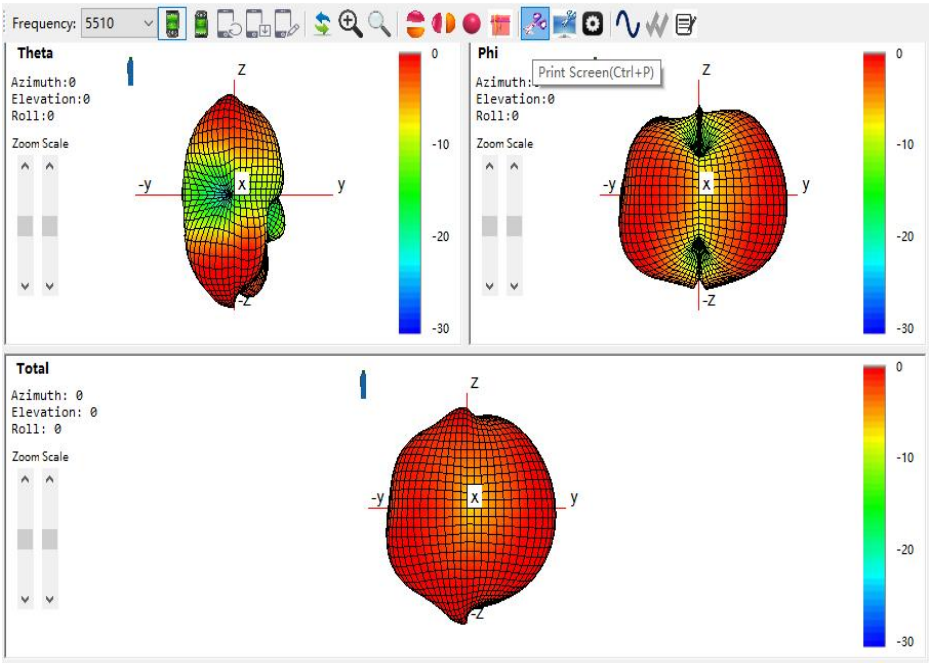

MyAntenna RF Technology Co., Ltd
ADD:No.RM 410, Country Garden Phoenix Wisdom Valley, No. 50 Tiezai Road, Baoan District, Shenzhen, P.R.China
TEL：+86-0755-86503881 E-mail：nfc@imyantenna.com

HOUSING CONFIGURATIONS

REV.	DESCRIPTION	APPD.	DATE
A	INITIAL RELEASED	Chen	2026/01/27

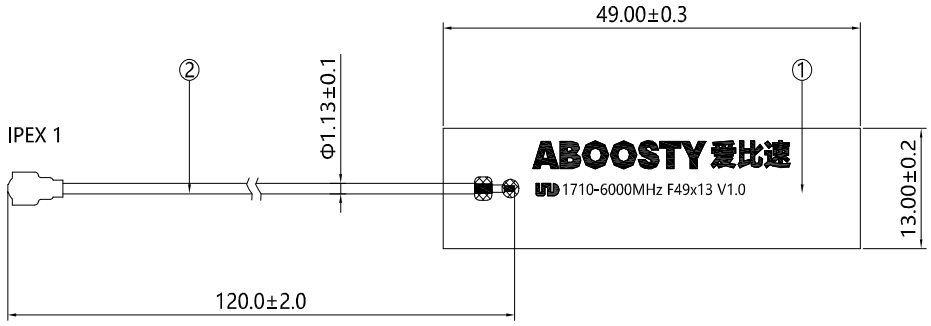

备注:
1.频率范围：1710-6000MHz
2.阻抗:50欧姆
3.线焊接后，焊点总高度1.80mm MAX (含离型纸)
4.线极化:线极化
5.温度范围:-40℃- 85℃
6.各零件符合ROHS

No.	Name	Material	Color	Treatment	Amount	Remark
2	Coaxial Line		Black	Φ1.13*120.0mm	1	
1	FPC		Black	49.0*13.0mm	1	

DIMENSIONS ARE IN MILLIMETERS
UNLESS OTHERWISE SPECIFIED TOLERANCES
ANGLES = ±3°
UP TO 6 = ±0.1
6-40 = ±0.2
40-120 = ±0.6
120-315 = ±1.0
ABOVE 315 = ±1.6

CUS P/N:1710-6000MHz 49x13 L120 CM1
PART NO.:AICF009
APPD: 陈建功
CHKD: 陈建功
DR: 董春玫

TITLE: 1710-6000MHz 49x13
DWG NO.:

SCALE	SHEET	REV.
1:1	1/1	V01

MyAntenna RF Technology Co., Ltd
ADD:No.RM 410, Country Garden Phoenix Wisdom Valley, No. 50 Tiezai Road, Baoan District, Shenzhen, P.R.China
TEL：+86-0755-86503881 E-mail：nfc@imyantenna.com