REVISIONS					
REV.	ECN NO.	LOCATION	DESCRIPTION	DATE	DESIGN
A1	N/A			2024.11.12	
A2	N/A			2026.03.09	

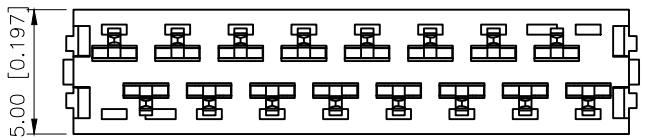

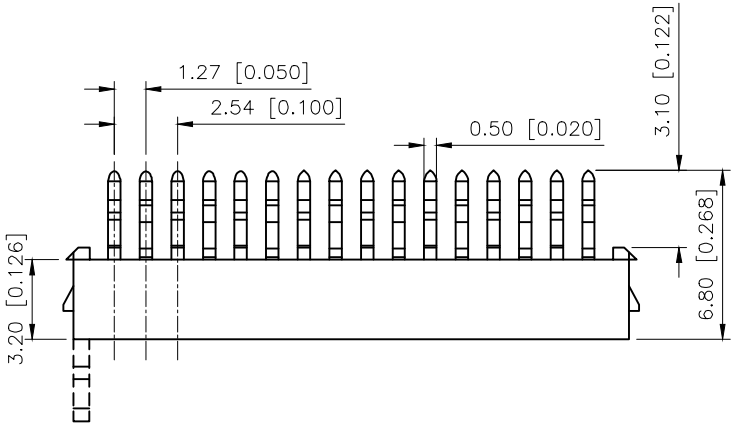

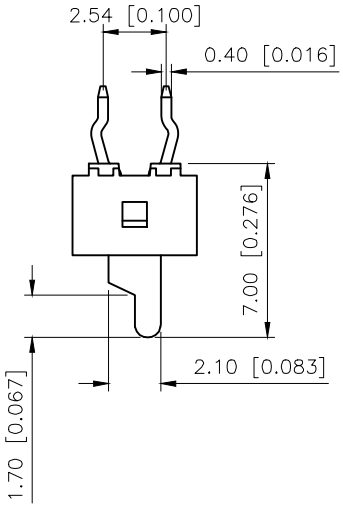

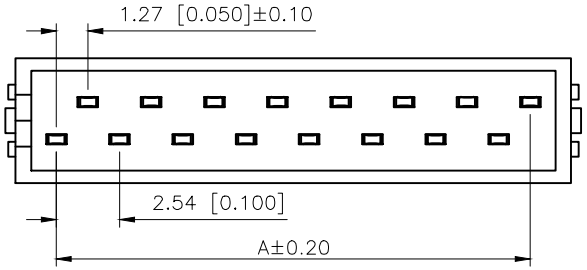

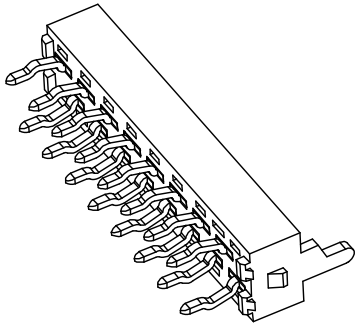

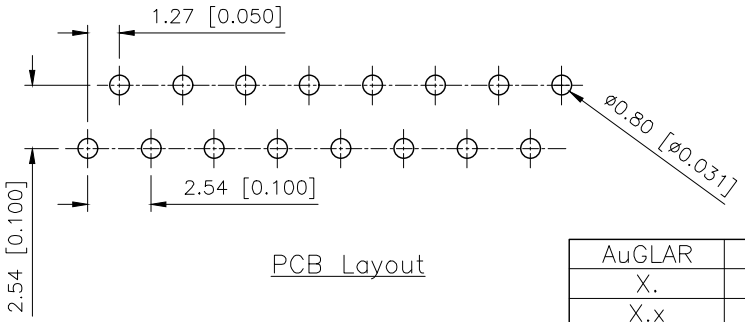

PCB Layout

PART NO.:

X9127 W V-14 S-9T SN RE

Series No
Category:W-Wafer
Welding Board Angle:R-Stright 90°
Row No.Pin No:XX-04~26Pin
Special No:S-No groove, has corners
Material: 9T-PA9T UL 94V-0;PT-PBT 94V-0
Plating Category: SN-Bright tin Plating
Color: RE-Red ; RD-Purplish red

■SPECIFICATIONS
•Voltage rating:500V AC/DC
•Current rating:1A AC/DC
•Withstanding Voltage:1000V AC/minute
•Temperature range:-40°C~+125°C
•Insulation resistance:≥1000MΩ
•Contact resistance ≤20mΩ
•After environment testing ≤30mΩ

Poles	Dimensions(mm)	Poles	Dimensions(mm)
	A		A
4	2.54	16	17.78
6	5.08	18	20.32
8	7.62	20	22.86
10	10.16	22	25.40
12	12.70	24	27.94
14	15.24	26	30.48

PART NO	Color	Material	Material(Pin)	Finish(Pin)	Suitable XKB Female
X9127WV-14S-PTSNRE	Red	PBT UL 94V-0	Brass	Tin-Plated	X9127F
X9127WV-14S-9TSNRD	purplish red	PA9T UL 94V-0			
X9127WV-14S-9TSNRE	Red				

AuGLAR	±5°
X.	±0.40
X.x	±0.30
X.xx	±0.20
X.xxx	±0.15
UNSPECIFIED TOLERAuCES	

XKB Connection

DESIGN		VIEW:	MODEL TYPE: 1.27mm Crimp Style Connectors
CHECKED		UNIT: mm/in	PART NO.: X9127WV-14S-9TSNRE
APPROVED		SIZE: A4	DWG NO.:

XKB INDUSTRIAL PRECISION CO.,LIMITED

SCALE	PAGE	REVISION
N/A	1/1	A2