REVISIONS					
REV.	ECN NO.	LOCATION	DESCRIPTION	DATE	DESIGN
A2	N/A			2025.12.25	
A3	ECN-P-2026030905			2026.03.09	

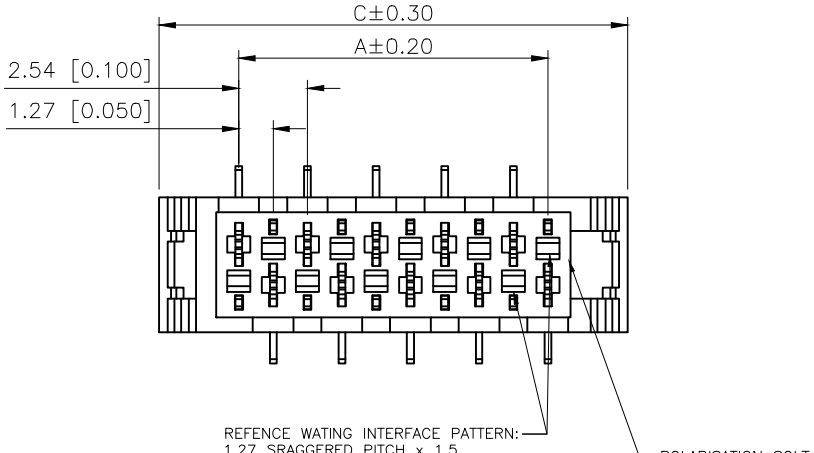

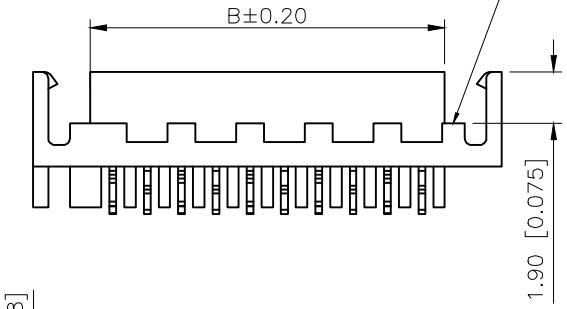

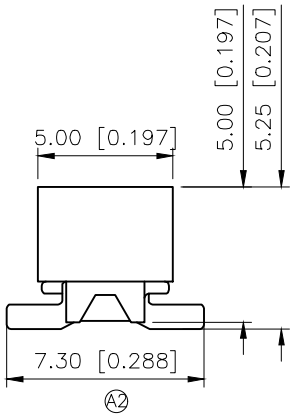

■SPECIFICATIONS
- Voltage rating:500V AC/DC
- Current rating:1A AC/DC
- Withstanding Voltage:1000V AC/minute
- Temperature range:-40°C~+125°C
- Insulation resistance:≥1000MΩ
- Contact resistance ≤20mΩ
- After environment testing ≤30mΩ

PART NO.:

X9127 F V S-XX A2-6T SN XX

Series No
Category:F-Female
Welding Board Angle:V-Stright 180°
Welding Way: S-SMT
Row No.Pin No:XX-04~26Pin
Plug the Pin & Special No.:
A2-Have ears, have platform, single missing
Material: 6T-Nylon 6T 94V-0
Plating Category: SN-Bright tin Plating
Color: RE-Red RD-purplish red

Poles	Dimensions(mm)		
	A	B	C
4	3.81	5.50	9.71
6	6.35	8.04	12.25
8	8.89	10.58	14.79
10	11.43	13.12	17.33
12	13.97	15.66	19.87
14	16.51	18.20	22.41
16	19.05	20.74	24.95
18	21.59	23.28	27.49
20	24.13	25.82	30.03
22	26.67	28.36	32.57
24	29.21	30.90	35.11
26	31.75	33.44	37.65

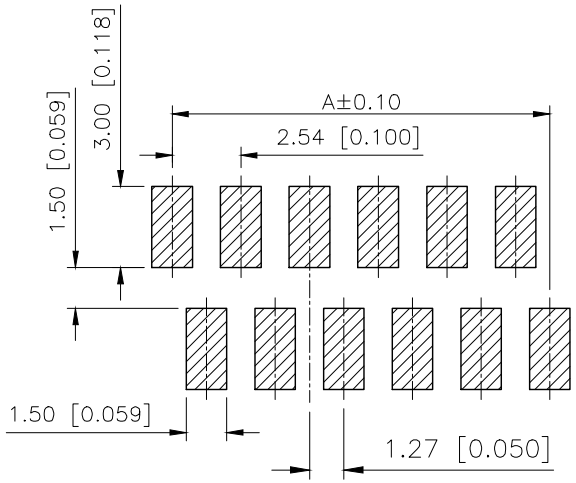

PCB Layout

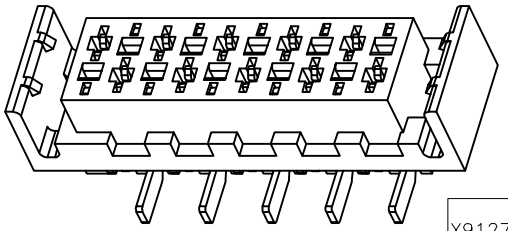

X9127FVS-XXA2-9TSNRD	Purplish red	PA9T UL 94V-0	Brass	Tin-Plated	X9127W
X9127FVS-XXA2-9TSNRE	RED				
PART NO	Color	Material	Material(Pin)	Finish(Pin)	Suitable XKB Wafer

AuGLAR	±5°
X.	±0.40
X.x	±0.30
X.xx	±0.20
X.xxx	±0.15
UNSPECIFIED TOLERAuCES	

XKB Connection

DESIGN		VIEW:	MODEL TYPE: 1.27mm Crimp Style Connectors( )
CHECKED		UNIT: mm/in	PART NO.: X9127FVS-XXA2-6TSNXX
APPROVED		SIZE: A4	DWG NO.:

XKB INDUSTRIAL PRECISION CO.,LIMITED

SCALE	PAGE	REVISION
N/A	1/1	A3