REVISIONS					
REV.	ECN NO.	LOCATION	DESCRIPTION	DATE	DESIGN
A1	N/A			2025.03.25	
A2	N/A			2026.03.09	

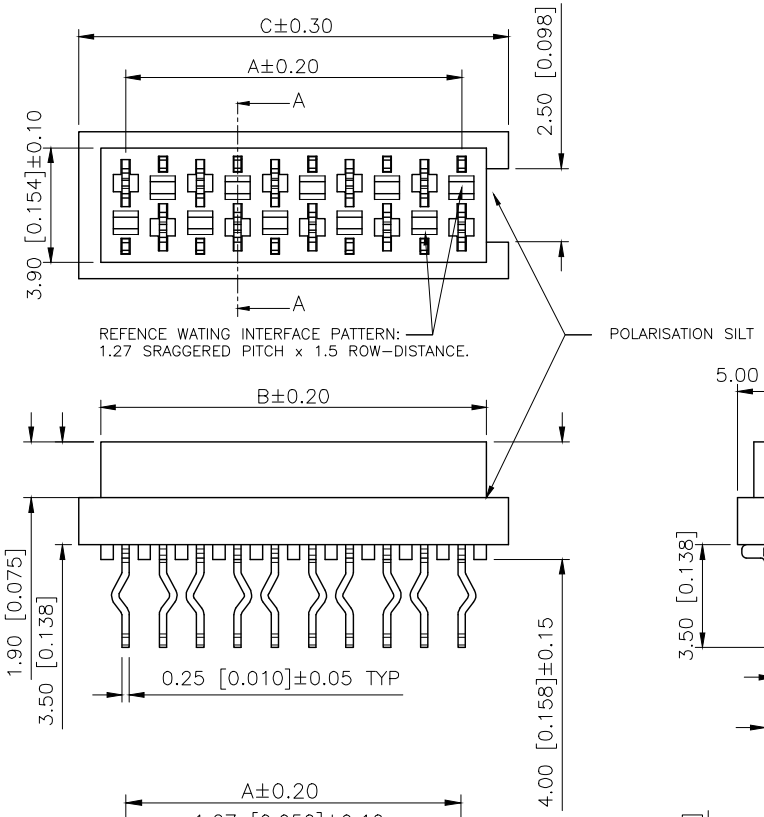

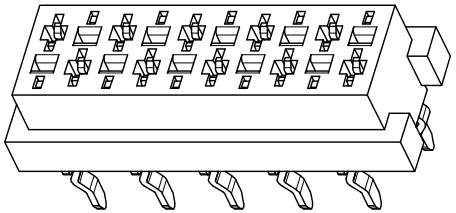

■SPECIFICATIONS
- Voltage rating:500V AC/DC
- Current rating:1A AC/DC
- Withstanding Voltage:1000V AC/minute
- Temperature range:−40°C~+125°C
- Insulation resistance:≥1000MΩ
- Contact resistance ≤20mΩ
- After environment testing ≤30mΩ

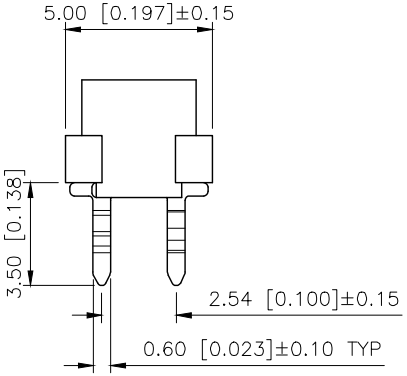

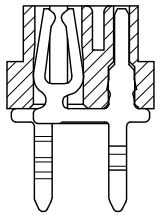

SECTION:A-A
SCALE:1:1

PART NO.:

X9127 F V-26 A-9T SN RE

Series No
Category:F-Female
Welding Board Angle:R-Stright 90°
Row No.Pin No:XX-04~26Pin
Special No:A-No ears, no platform, single missing
Material: 9T-Nylon 9T UL 94V-0
Plating Category: SN-Bright tin Plating
Color: RE-Red ; RD-Purplish red

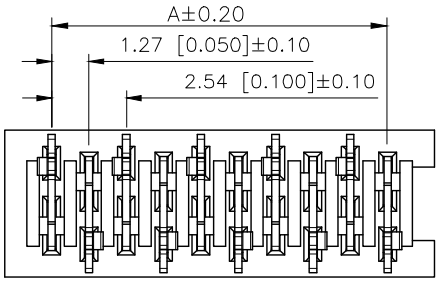

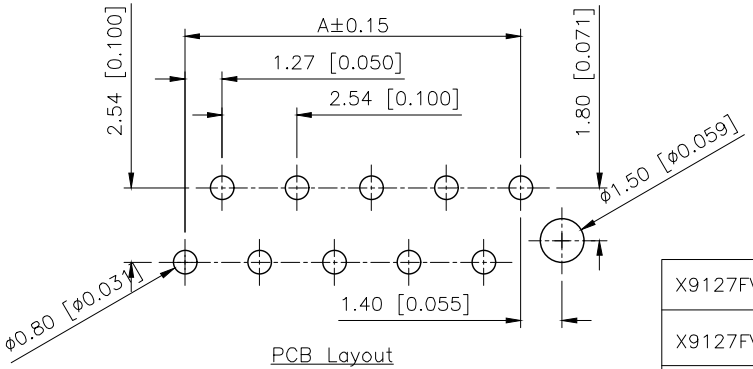

PCB Layout

Poles	Dimensions(mm)			Poles	Dimensions(mm)		
	A	B	C		A	B	C
4	3.81	5.50	6.99	16	19.05	20.74	22.23
6	6.35	8.04	9.53	18	21.59	23.28	24.77
8	8.89	10.58	12.07	20	24.13	25.82	27.31
10	11.43	13.12	14.61	22	26.67	28.36	29.85
12	13.97	15.66	17.15	24	29.21	30.90	32.39
14	16.51	18.20	19.69	26	31.75	33.44	34.93

PART NO	Color	Material	Material(Pin)	Finish(Pin)	Suitable XKB Wafer
X9127FV-26A-9TSNRD	purplish red	PA9T UL 94V-0	Brass	Tin-Plated	X9127W
X9127FV-26A-9TSNRE	Red				

AuGLAR	±5°
X.	±0.40
X.x	±0.30
X.xx	±0.20
X.xxx	±0.15
UNSPECIFIED TOLERAuCES	

XKB Connection

DESIGN		VIEW:	MODEL TYPE: 1.27mm Crimp Style Connectors( )
CHECKED		UNIT: mm/in	PART NO.: X9127FV-26A-9TSNRE
APPROVED		SIZE: A4	DWG NO.:

XKB INDUSTRIAL PRECISION CO.,LIMITED

SCALE	PAGE	REVISION
N/A	1/1	A2