项 目 Mapx	设 变 内 容 Modification	日 期 Date	修改人 Draw	核 准 Approve

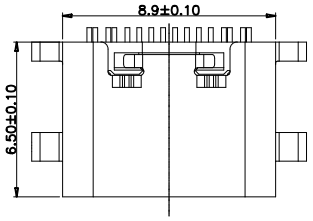

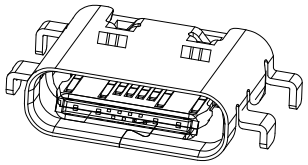

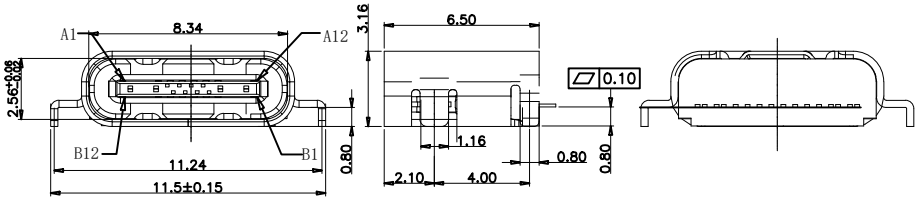

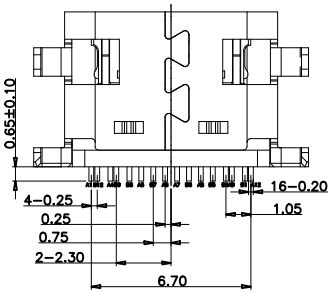

A1	GND	B12	GND
A4	VBUS	B9	VBUS
A5	CC1	B8	SBU2
A6	DP1	B7	DN2
A7	DN1	B6	DP2
A8	SBU1	B5	CC2
A9	VBUS	B4	VBUS
A12	GND	B1	GND
PIN	SIGNAL NAME	PIN	SIGNAL NAME

规格说明:Specifications:

电气特性:Electrical:

1.额定电流: Current Rating
3.0A/contact terminal

2.额定电压: Voltage Rating
30V DC

3.接触阻抗:Contact Resistance
30 milliohms MAX

4.耐电压:Dielectnic Withstanding Voitage:
500 V AC AT Sea Levol

5.绝缘阻抗:Lnsulation Resistance:
1000MEGA ohms MIN

物理性能:Mechanical:

1.插拔力: Cnnector Mate and Unmate Force
Mate force:3.57kgf(MAX)
Unmate force:1.02kgf(MIN)

2.端子保持力: Terminal Retenion
1.0kgf(MIN)

原材料:Matorial:

1.塑胶:Housing:
Hing Temperature Tnermaplastics,

2.端子:Contact:Copper Alloy C2680

3.外壳:Shell: Copper Alloy 201

电镀:Finish:

1.端子:Contact: Piated Gold in Mating Area;
Tin On Solder Talls

端子四周镀30-50U"(MIN)镍底,刷金1U"

2.外壳:Shell:
不锈钢壳四周镀镍底,

Nickel Plating

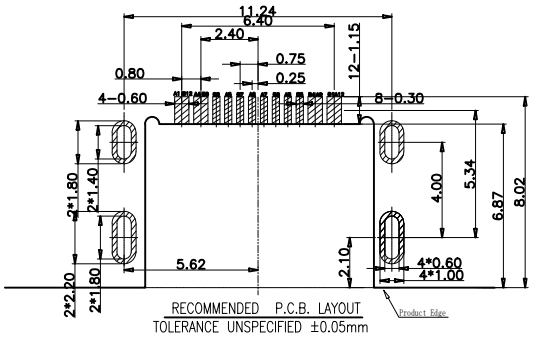

RECOMMENDED P.C.B. LAYOUT
TOLERANCE UNSPECIFIED ±0.05mm

成品图 MANUFACTURE DWG		东莞市文章济美电子有限公司									
公差一览表 TOLERANCE UNLESS OTHERWISE											
.X±0.20	X.±5°	日期 DATE	2017.06.20	单位 UNIT	MM	制图 DRAWING		DWG NO.			
.XX±0.10	.X±2°	审核 CHECXED		比例 SCALE	1 : 1	设计 DESIGN	LIUFU	品名 NAME	Type-C-16P-CB0.8-B		
.XXX±0.05	.XX±1°	核准 APPROVE		角法 VIEW				版本 VER	A0	页数 SHEET	024