项目 Mapx	设变内容 Modification	日期 Date	修改人 Draw	核准 Approve
1				

符合RoHS环保要求

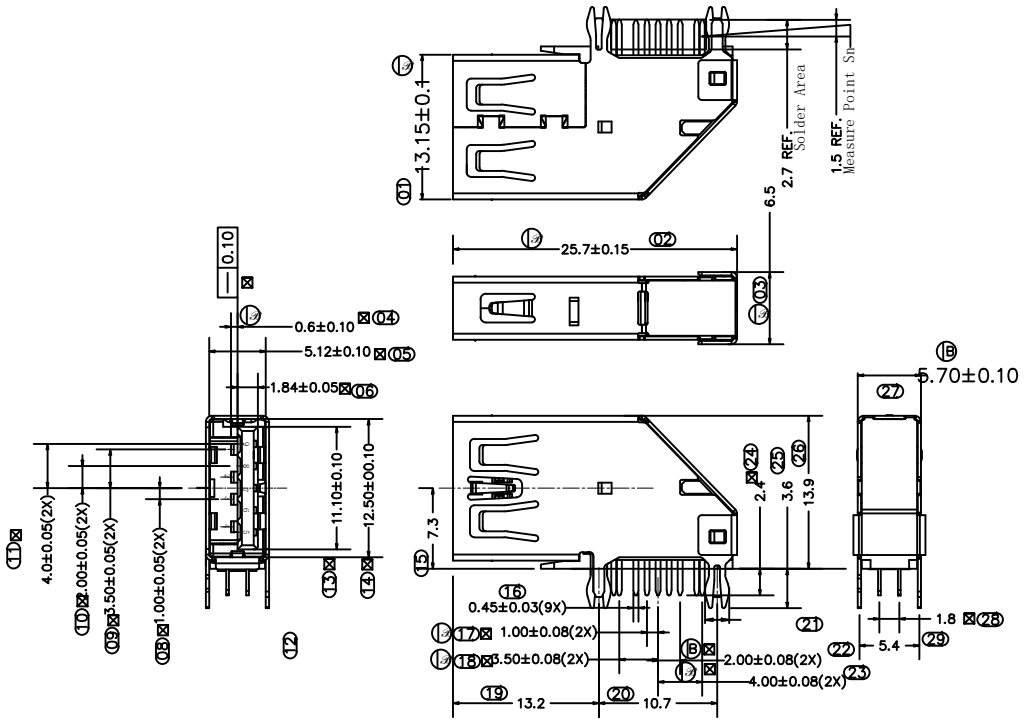

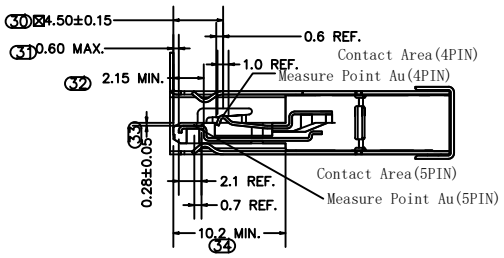

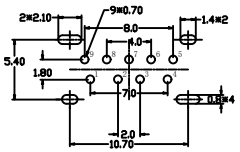

RECOMMENDED PCB LAYOUT

PIN NUMBER	SIGNAL NAME
1	VBUS
2	D-
3	D+
4	GND
5	SSRX-
6	SSRX+
7	GND
8	SSTX-
9	SSTX+
Shell	Shield

规格说明:Specifications:

电气特性:Electrical:

1.额定电流: Current Rating
1.5A/contact terminal

2.额定电压: Voltage Rating
30V DC

3.接触阻抗:Contact Resistance
30 milliohms MAX

4.耐电压:Dielectnic Withstanding Voitage:
500 V AC AT Sea Levol

5.绝缘阻抗:Lnsulation Resistance:
1000MEGA ohms MIN

1.插拔力: Cnnector Mate and Unmate Force
Mate force:3.57kgf(MAX)
Unmate force:1.02kgf(MIN)

2.端子保持力: Terminal Retenion
1.0kgf(MIN)

1.塑胶:Housing:
Hing Temperature Tnermaplastics,

2.端子:Contact:Copper Alloy C2680

3.外壳:Shell: Stainless steel 201

电镀:Finish:

1.端子:Contact: Piated Gold in Mating Area;
Tin On Solder Talls

端子四周镀60U"(MIN)—100U锡,"镀金1U"

2.外壳:Shell:
外壳插脚80U"(MIN)镍
Nickel Plating

成品图 MANUFACTURE DWG / 公差一览表 TOLERANCE UNLESS OTHERWISE		东莞市文章济美电子有限公司									
.X±0.15	X.±5°	日期 DATE	DATE	单位 UNIT	MM	制图 DRAWING	DRAWING	图号 DWG NO.	DWGNO.		
.XX±0.05	.X±2°	审核 CHECXED	CHECXED	比例 SCALE	1 : 1	设计 DESIGN	LIUFU	品名 NAME	USB-3.0AF-CCDT-B		
.XXX±0.02	.XX±1°	核准 APPROVE	APPROVE	角法 VIEW				版本 VER	VER	页数 SHEET	001