REV.	ECN NO	LOCATIONS	DESCRIPTION	DATE

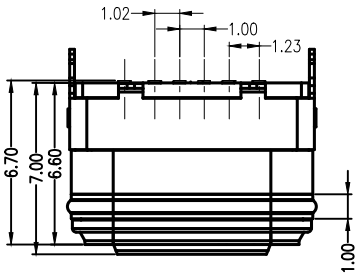

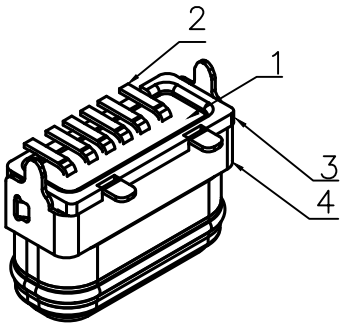

防水圈

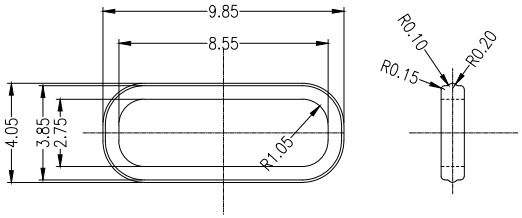

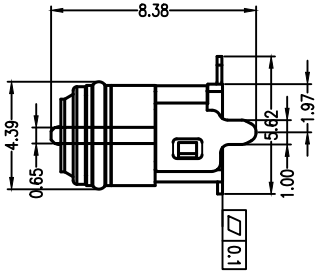

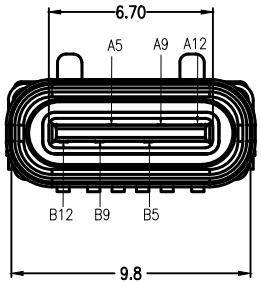

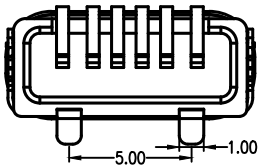

Cap dimensions

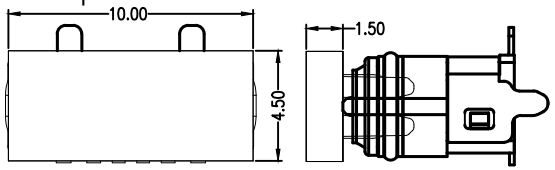

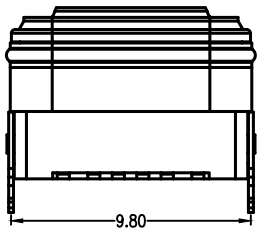

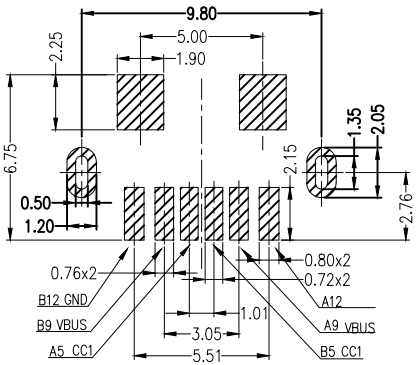

PCB LAYOUT 图仅供参考

Note:
1.Material:
1.1 Housing:High temperature thermoplastic UL94v-0
1.2 Contact:Copper Alloy
1.3 InnerHousing:High temperature thermoplastic UL94v-0
1.4 OutShell: SUS
1.5 Middle plate:SUS
2.ELECTRICAL:
2-1:CURUENT RATAING:
VBUS AND GND CONTACTS RATED AT 3A Max
VBUS AND GND CONTACTS RATED AT 0.5A Min
0.9Amps Max.for all other contact.
PARALLELED FOR A TOTAL OF 5A;
2-2:INITIAL CONTACT RESISTANCE :40 MEGOHMS
2-3:DIEELECTRIC WITHSTANDING VOLTAGE:100V AC MIN;
3:MECHANICAL CHARACTERISTICS:
3-1:MATING FORCE:5~20N
3-2:UNMATING FORCE:8~20N(INITIAL),6~20N(AFTER 10000 CYCLES)
3-3:FREQUENCE:200±50 CYCLES/HOUR,10000 CYCLES
3-4:OPERATING TEMPERATURE;-40°~80°.
4:WATERPROOF:IP-X7.

TY S C X X X X X XX X - A905

- 外壳+钢片材质 7:SUS
- 外壳电镀 1:Ni 80u''
- 护套/主体材质 5:PA46+PA9T 7:PA46+LCP
- 护套/主体颜色 1:黑色
- 端子材质 4:C5191
- 端子电镀 13:AuFT 3U"
- 防水圈 1:硅胶红色 3:硅胶黑色

TABLE B

A5	CC1	B12	GND
A9	VBUS	B9	VBUS
A12	GND	B5	CC2
PIN	SIGNAL NAME	PIN	SIGNAL NAME

PART NO:		MATERAL:	东莞市文章济美电子有限公司
MODEL NO: XX		FINSH:	
UNIT: MM	SIZE: A4	COLOR:	TITLE: Type-C-16P-ZCFS-6.1 6.8 7.3-B
TOLERANCE UNSPECIFIED		DR:	
.x	±0.15	CHK:	DWG NO: A905 / REV: A
.xx	±0.10		
.xxx	±0.05		
Ang.	±1°	APP:	SCALE: 5:1 / DATE: 2021.03.05