2SK3018W

Rev.E Mar.-2016

描述 / Descriptions

SOT-323 塑封封装 N 沟 MOS 场效应管。N-Channel MOSFET in a SOT-323 Plastic Package.

特征 / Features

低导通电阻,开关速度快,低电压驱动,简化驱动电路和简便平面。

Low on-resistance, fast switching speed, low voltage drive, easily designed drive circuits, easy to parallel.

用途 / Applications

触摸屏，交换开关。

Interfacing, switching.

内部等效电路 / Equivalent Circuit

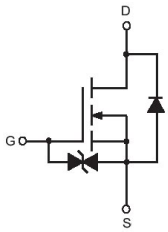

引脚排列 / Pinning

PIN1：S　　PIN 2：G　　PIN 3：D

印章代码 / Marking

Marking	KN

极限参数 / Absolute Maximum Ratings(Ta=25℃)

参数 Parameter	符号 Symbol	数值 Rating	单位 Unit
Drain-Source Voltage	V_{DSS}	30	V
Gate-Source Voltage	V_{GSS}	±20	V
Drain Current – Continuous	I_D	100	mA
Drain Current– Pulsed	I_{DP} *1	200	mA
Reverse drain current–Continuous	I_{DR}	100	mA
Reverse drain current– Pulsed	I_{DRP} *1	200	mA
Total power dissipation (T_c=25℃)	P_D *2	200	mW
Channel Temperature	T_{ch}	150	V
Storage Temperature Range	T_{stg}	-55～150	℃

*1:Pw≤10μs, Duty cycle≤50%

*2:With each pin mounted on the recommended lands

电性能参数 / Electrical Characteristics(Ta=25℃)

参数 Parameter	符号 Symbol	测试条件 Test Conditions		最小值 Min	典型值 Typ	最大值 Max	单位 Unit
Drain–Source Breakdown Voltage	$V_{(BR)DSS}$	V_{GS}=0V	I_D=10μA	30			V
Gate threshold voltage	$V_{GS(th)}$	V_{DS}=3.0V	I_D=100μA	0.8		1.5	V
Static Drain–Source On–Resistance	$R_{DS(on)1}$	V_{GS}=4.0V	I_D=10mA		5.0	8.0	Ω
	$R_{DS(on)2}$	V_{GS}=2.5V	I_D=1.0mA		7.0	13	Ω
Zero Gate Voltage Drain Current	I_{DSS}	V_{DS}=30V	V_{GS}=0V			1.0	μA
Gate–Body Leakage.	I_{GSS}	V_{GS}=±20V	V_{DS}=0V			±1	μA
Forward Transconductance	g_{FS}	V_{DS}=3V	I_D=10mA	20			mS
Input Capacitance	C_{iss}	V_{DS}=5.0V f=1.0MHz	V_{GS}=0V		13		pF
Output Capacitance	C_{oss}				9.0		pF
Reverse Transfer Capacitance	C_{rss}				4.0		pF
Turn–On Delay Time	$t_{d(on)}$	I_D=10mA V_{GS}=5.0V R_{GS}=10Ω	V_{DD}≈5.0V R_L=500Ω		15		ns
Turn–On Rise Time	t_r				35		ns
Turn–Off Delay Time	$t_{d(off)}$				80		ns
Turn–Off Fall Time	t_r				80		ns

电参数曲线图 / Electrical Characteristic Curve

RDS(ON) - ID

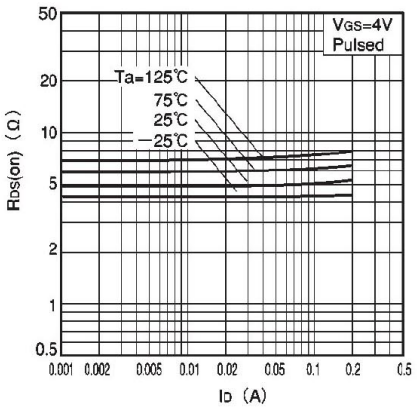

RDS(ON) - ID

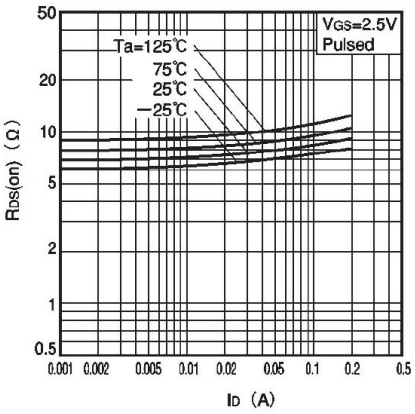

ID - VDS

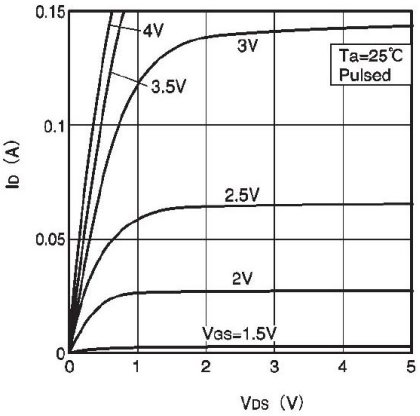

RDS(on) - Tch

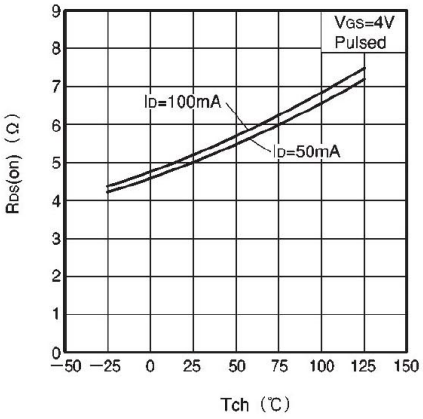

|Yfs| - ID

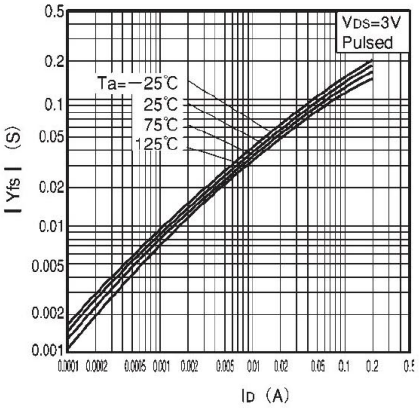

ID - VGS

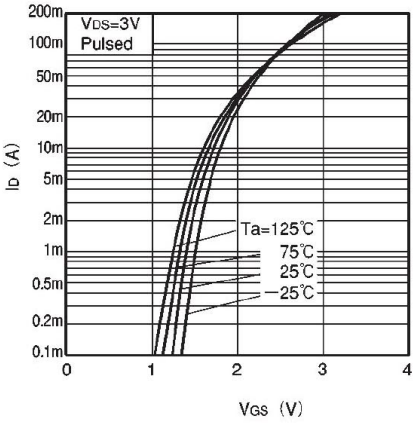

IDR - VSD

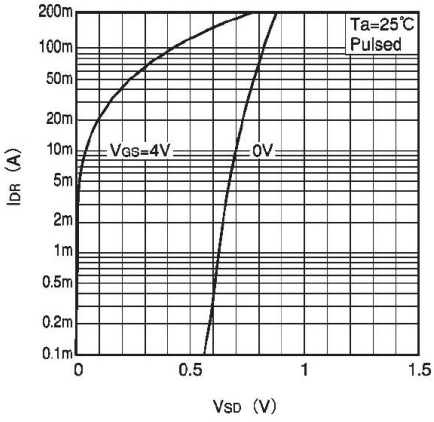

C - VDS

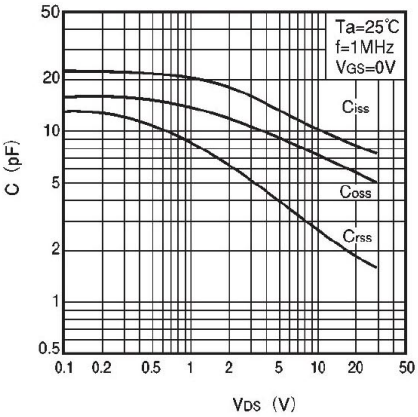

t - ID

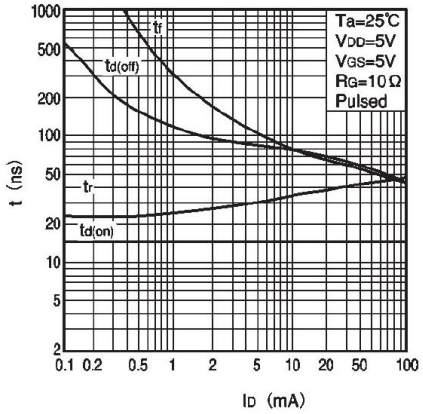

外形尺寸图 / Package Dimensions

SOT-323 单位：mm

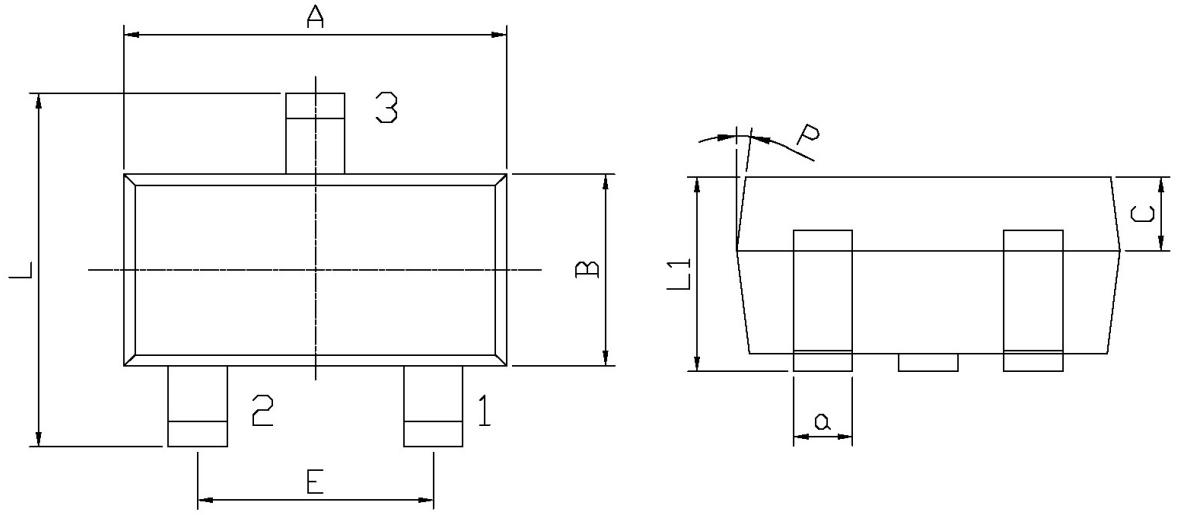

Symbol	Dimensions In Millmeters		Symbol	Dimensions In Millmeters	
	Min	Max		Min	Max
A	1.95	2.35	C	0.30	0.50
L	2.00	2.2	L1	0.85	1.15
E	1.20	1.40	a	0.20	0.40
B	1.15	1.35	P	7°	

印章说明 / Marking Instructions

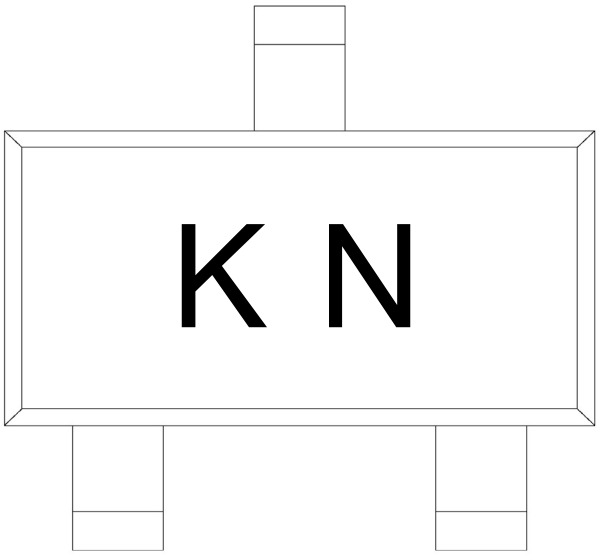

回流焊温度曲线图(无铅) / Temperature Profile for IR Reflow Soldering(Pb-Free)

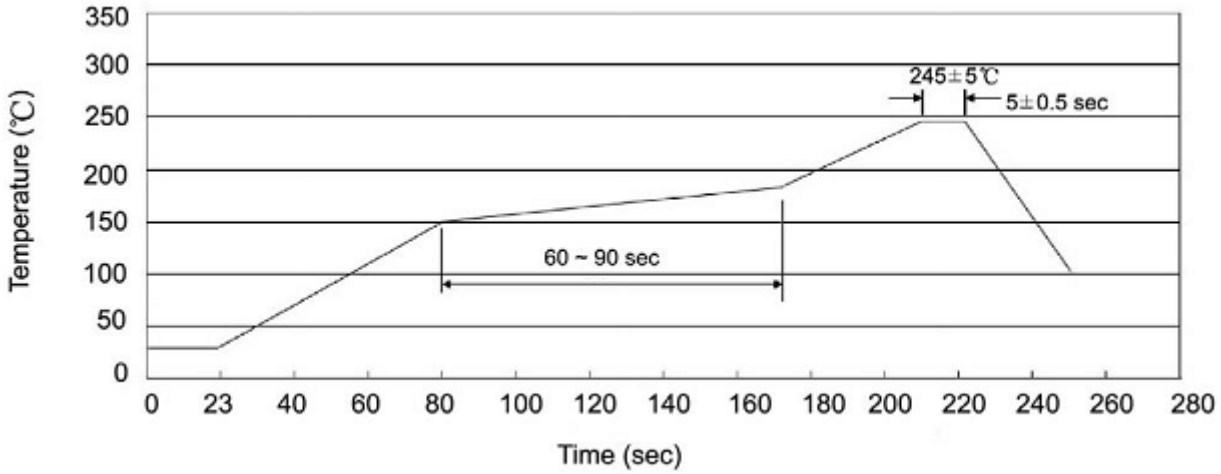

说明：

1、预热温度 25～150℃，时间 60～90sec;

2、峰值温度 245±5℃，时间持续为 5±0.5sec;

3、焊接制程冷却速度为 2～10℃/sec.

Note:

1.Preheating:25~150℃, Time:60~90sec.

2.Peak Temp.:245±5℃, Duration:5±0.5sec.

3. Cooling Speed: 2~10℃/sec.

耐焊接热试验条件 / Resistance to Soldering Heat Test Conditions

温度：260±5℃　　时间：10±1 sec.　　Temp:260±5℃　　Time:10±1 sec

包装规格 / Packaging SPEC.

卷盘包装 / REEL

Package Type 封装形式	Units 包装数量					Dimension 包装尺寸 (unit: mm^3)		
	Units/Reel 只/卷盘	Reels/Inner Box 卷盘/盒	Units/Inner Box 只/盒	Inner Boxes/Outer Box 盒/箱	Units/Outer Box 只/箱	Reel	Inner Box 盒	Outer Box 箱
SOT-323	3,000	10	30,000	8	240,000	7″ ×8	180×120×180	385×257×392

使用说明 / Notices