Insert Cofiguration 针芯配置	302	303	304	305	306	307	308	310	312	314	316	318	319	326	806
Pin Number(View N) 母针芯排列(焊接面视图)	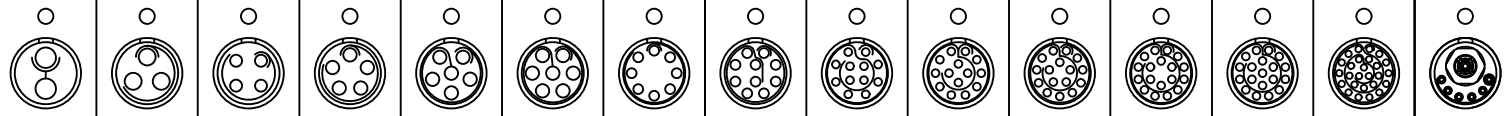														
Pin Size 接触体直径（mm)	2.0	1.6	1.3	1.3	1.3	1.3	0.9	0.9	0.7	0.7	0.7	0.7	0.7	0.5	6* Φ0.7+ 0.7(同轴)
Withstand voltage 耐电压(V)(AC)	2100	2400	1850	1750	1350	1750	1500	1450	1250	1150	950	900	850	875	1000
Rated Current 额定电流（A）	25.0	17.0	15.0	14.0	12.0	11.0	10.0	8.0	7.0	6.5	6.0	5.5	5.0	2.0	5.0
Insulation resistance 绝缘电阻（MΩ)	≥5000MΩ														
R(max) 接触电阻（mΩ)	3	4	5	5	5	5	6	6	7.5	7.5	7.5	7.5	10	10	10

(1)Product main performance/产品主要性能指标

Endurance (Shell)/壳体拔插次数: 5000
Operating Temperature/工作温度: -55° C~+170° C
Humidity(max)/最大潮湿:<=95% [at 60 deg C / 140 F]
Vibration/振动:15 g [10 Hz - 2000 Hz]
Shock Resistance/冲击:100 g [6 ms]
Salt Spray Corrosion/盐雾:>144 hr
Shielding (min)/屏蔽性能:75 dB (10 MHz)
Shielding(min)/屏蔽性能:40 dB (1 GHz)
P op(max)/最大环境压力:60 bar (870 psi)

OTHER CHARACTERISTICS /其他性能
Housing Material/壳体材料: 外壳体为铜合金，表面镀铬镍
Contact PIN/接触针芯: Gold plated phosphor bronze/磷青铜镀金
Insulator/绝缘体材料:PPS
IP rating(when mated)/防水等级(插合时）:IP50

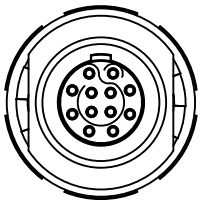

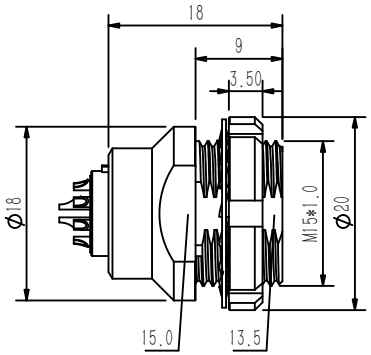

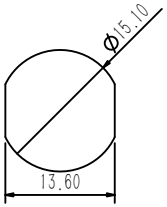

建议面板开孔尺寸

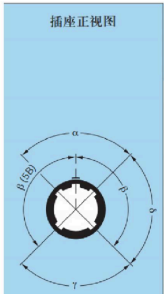

编号	定位销数量	角度	2B
G	1	–	0°
A	2	α	30°
B	2	α	45°
C	2	α	60°
D	2	γ	95°
E	2	β	120°
F	2	β	145°
J	2	α	37.5°
K	2	α	52.5°
L	2	γ	70°
M	2	–	–
Y	3	β	112.5°
	3	γ	100°

(2)Part Nunmbering System

ZE G . 2B. 312 . C L L

- Houing model 主型号 (TG, TE, TP, ZG, ZE, ZC, DH, MG, ME)
- Alignment key 键位 (G, A, B, C, J, L ..... 详见表二)
- Series 系列 (B, K, T, W, F, U, Y, C.....)
- Insert Configuration 针芯配置 (302, 305, 312..... 详见表一)
- Housing materia外壳材质 (C:铜镀珍珠铬 K:铜镀黑铬)
- Contact type 针芯类型 (A:公针 L: 母孔 N:板接孔)
- Insulator material 绝缘体材质 (L:PPS T:PTFE)

GENERAL TOLERANCE (UNLESS SPECIFIED)	绘图 DWN	Y.Z 2026.05.15			CAZN® 正成
≤10 ±0.15 <10~≤20 ±0.25 <20~≤50 ±0.5 Angle ±1°	确认 CHK				
	核准 APVD			品名 TITLE	2B系列板后安装孔型插座 12芯，黄铜镀珍珠铬,焊线式
视 角 THIRD ANGLE	单位 UNIT	MM	版本 REV A	品号 PART NO	C160201-03592
	尺寸 SIZE	A4	页码 SHEET 1 OF 1	型号 DRAWING NO	ZEG. 2B. 312. CLL