SMD Power Inductor

CND-tek
磁联达

1: Rated current: Isat(max.)or Irlrmms(max.),whichever is smaller
2: Saturation Current: Max. Valaluue, DC current at which the inductance drops drops leless than 30% from its value without current; Typ. Value, DC current ent at at which the inductance drops 30% from its vlaalue without current;
3: Irms: DC current that causes causes the temperature rise △T) from 20℃ ambienti
For Max. Value, △T＜40℃ for TyTyp. Value, △T is approximate 40℃.
The part temperature (ambient ＋＋temp. temp. rise) should not exceed 125℃ under worstorst case operating conditions. Circuit design, component placement, PPCB trace size and thickness, airflow and otherother cooling provisions all affect the part temperature. Part temperature shoe should be verified in the end applic
4.Absolute maximum voltage: DC20V
5.Operating temperature range: -40℃ ～ ＋125℃ (Including self-heating).
6.Storage temperature range: -10℃ ～ ＋40℃ and RH 70% (Max.).

ElectricalSpecifications@25°C

Part Number	Inductance	DC Resistance		Saturation Current		Heat Rating Current	
	1MHz/1V	Max.	Typ.	Max.	Typ.	Max.	Typ.
Units	uH	Ω	Ω	A	A	A	A
Symbol	L	DCR		Isat		Irms	
MHT201609SG-2R2M H	2.2±20%	0.152	0.127	2.20	2.50	1.60	2.00

MECHANICAL

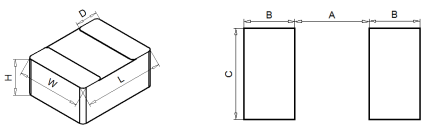

L	W	H	D	A	B	C
2.0±0.2	1.6±0.2	0.90Max	0.60±0.2	0.7 Ref	0.8 Ref	1.2 Ref

Dimensions (mm)

STRUCHTURE

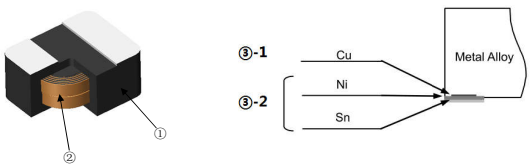

NO.	Components	Material
①	Core	Soft magnetic Metal
②	Wire	Polyurethane system enameled copper wire
③-1	Electrodes	Inside Cu
③-2		Ni+Sn Plating Chemicals

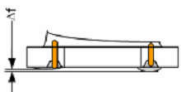

TAPING AND PACKING

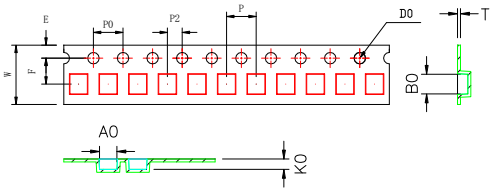

ITEM	W	A0	B0	K0	P	F	E	D0	P0	P2	T
DIM	8.00	2.00	2.40	1.00	4.00	3.5	1.75	1.50	4.00	2.00	0.25
TOLE	±0.3	±0.1	±0.1	±0.1	±0.1	±0.1	±0.1	+0.1	±0.1	±0.1	±0.05

Quantity (pcs) :
3000 PCS PER REEL
3 REELS PER CARTON
9000PCS PER CARTON

Carrier Tape Reel

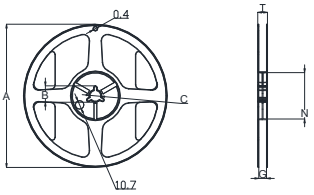

Type	A	B	C	G	N	T
8mm	178	20.7±0.8	13±0.4	9	60	10.8

Dimensions in mm

Shenzhen magnetic Lianda Electronics Co., LTD
Address: Floor 5,Buding T1,HaiGu Technology Buding,Shi Yan Subdistrict,Bao'an,Shenzhen City.
Tel:0755-27652992 29016433 E-mail: sales1@cd-tek.com Website:www.cd-tek.com