REVISIONS					
REV.	ECN NO.	LOCATION	DESCRIPTION	DATE	DESIGN
A0	N/A		INITIAL RELEASE	/	/
A1	N/A	A1 X4	产品尺寸及外观变更，图面升级整理图面	2025.07.19	阿树

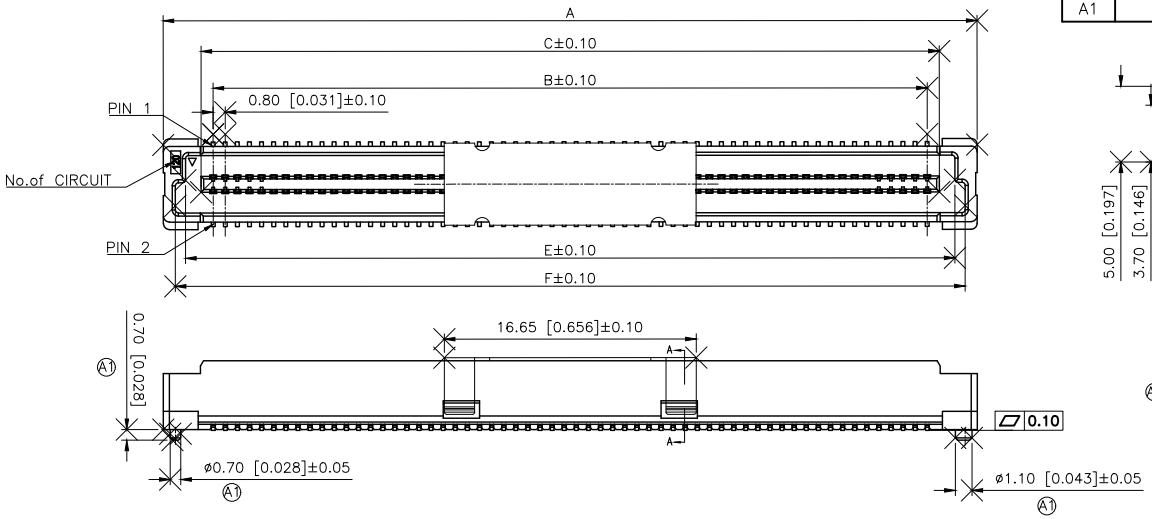

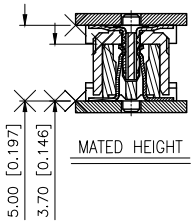

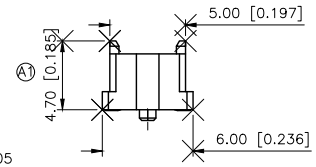

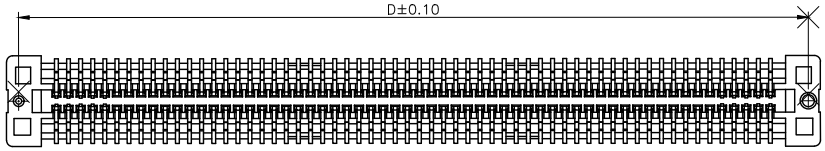

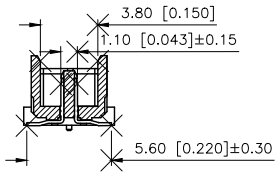

SECTION: A–A

Specifications:
规格：
Voltage rating:100V AC/DC
额定电压：100V AC/DC
Current rating:0.5A AC/DC
额定电流：0.5A AC/DC
Withstanding voltage:500V AC/minute
耐受电压：500V AC/分钟
Temperature range:−40℃−+125℃
温度范围：−40℃−+125℃
Insulation resistance:500MΩ min
绝缘电阻：500MΩ Min
Contact resistance:50mΩ Max
接触电阻：50mΩ Max

PART NO.:

X0802 W V S−140 A S−LP V01
① ② ③ ④ ⑤ ⑥ ⑦ ⑧ ⑨

①Series No
②Category:W−Wafer
③Welding Board Angle:V−Stright 180°
④Welding Way:S−SMT
⑤Row No.Pin No:XX−40−200P
⑥Height:A=4.7mm
⑦Special No:S−With positioning Columm
⑧Material:LP−LCP UL 94V−0 BEIGE
⑨Plating:V01−Gold Flash

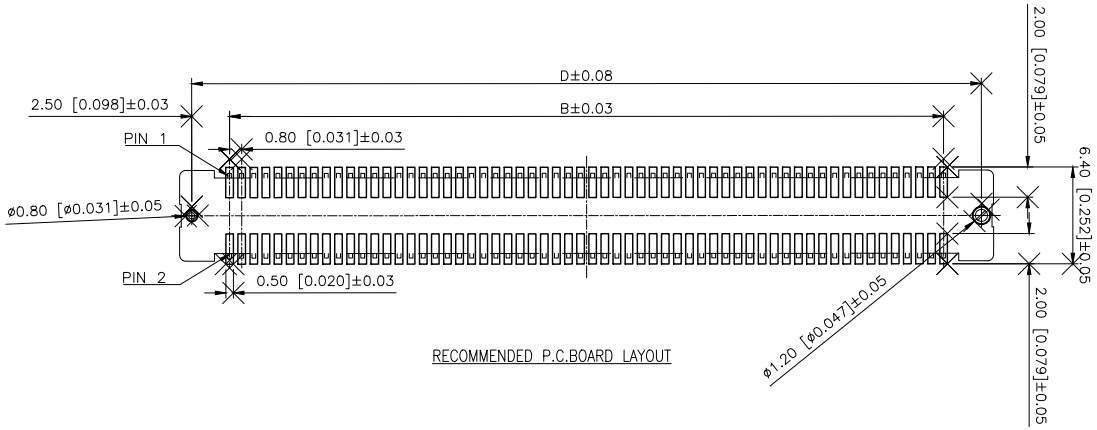

RECOMMENDED P.C.BOARD LAYOUT

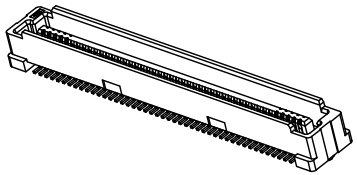

3D VIEW

Poles	Dimensions					
	A	B	C	D	E	F
40	21.80	15.20	16.80	20.20	18.86	20.21
50	25.80	19.20	20.80	24.20	22.86	24.21
60	29.80	23.20	24.80	28.20	26.86	28.21
80	37.80	31.20	32.80	36.20	34.86	36.21
100	45.80	39.20	40.80	44.20	42.86	44.21
120	53.80	47.20	48.80	52.20	50.86	52.21
140	61.80	55.20	56.80	60.20	58.86	60.21
160	69.80	63.20	64.80	68.20	66.86	68.21
180	77.80	71.20	72.80	76.20	74.86	76.21
200	85.80	79.20	80.80	84.20	82.86	84.21

PART NO	Material	Material(Pin)	Suitable XKB Wafer
X0802WVS−140AS−LPV01	LCP	Phosphor Bronze	X0802W

AuGLAR	±5°
X.	±0.40
X.x	±0.30
X.xx	±0.20
X.xxx	±0.15
UNSPECIFIED TOLERAuCES	

XKB Connection

DESIGN	阿树	VIEW:	MODEL TYPE: 0.8mm BTB Style Connector
CHECKED		UNIT: mm/in	PART NO.: X0802WVS−140AS−LPV01
APPROVED		SIZE: A4	DWG NO.: X−X0802WVS−140AS−LPV01

XKB INDUSTRIAL PRECISION CO.,LIMITED

SCALE	PAGE	REVISION
N/A	1/1	A1